

# COLORADO BASKETBALL 2005-06



## COLORADO BUFFALOES (10-2, 0-1 BIG 12) vs KANSAS JAYHAWKS (9-4, 0-0 BIG 12)

### Game #13

Wednesday, Jan. 11, 7:07 p.m. (mnt.), **Arena:** Coors Events Center (11,064)  
**Television:** Fox Sports Rocky Mountain  
**Announcers:** Drew Goodman (p-b-p), Ceal Barry (analyst), Dave Benz (sideline)  
**Radio 760-AM:** Mark Johnson (p-b-p), Charles Johnson (analyst)  
**Television:** ESPN Regional (Jayhawk Television)  
**Announcers:** Dave Armstrong (p-b-p), Chris Piper (analyst)

### 2005-06 SCHEDULE

Date	Opponent	Time
Fri. Nov. 18	UNC WILMINGTON	W, 73-54
Mon. Nov. 21	at Colorado State (FSN)	L, 82-83
Sat. Nov. 26	^vs. Saint Mary's (CA) (FSN)	W, 73-54
Tue. Nov. 29	at Penn	W, 78-60
Sat. Dec. 03	CAL POLY	W, 93-75
Wed. Dec. 07	UTAH (FSN)	W, 76-52
Sat. Dec. 17	UC IRVINE	W, 96-80
Tue. Dec. 20	at TCU (FSN)	W, 77-59
Thur. Dec. 22	MERCER	W, 117-74
Sat. Dec. 31	DARTMOUTH	W, 83-65
Tue. Jan. 03	SAVANNAH STATE	W, 116-52
Sat. Jan. 07	*at Texas (ESPN+)	L, 64-89
Wed. Jan. 11	*KANSAS (ESPN+)	7 p.m.
Sat. Jan. 14	*at Missouri (ERT)	4 p.m.
Wed. Jan. 18	*BAYLOR	7:30 p.m.
Sat. Jan. 21	*at Oklahoma St. (ESPN+)	2 p.m.
Wed. Jan. 25	*NEBRASKA (FSN RM)	7 p.m.
Sat. Jan. 28	*KANSAS STATE (FSN RM)	5 p.m.
Sun. Feb. 05	*at Iowa State (ESPN+)	12 p.m.
Wed. Feb. 08	*at Texas A&M (FSN RM)	6 p.m.
Sat. Feb. 11	*TEXAS TECH (ESPN+)	2 p.m.
Wed. Feb. 15	*OKLAHOMA (ESPN2)	7:30 p.m.
Sat. Feb. 18	*at Kansas St. (ESPN+)	11:30 a.m.
Wed. Feb. 22	*at Nebraska	6 p.m.
Sat. Feb. 25	*MISSOURI (ESPN+)	11:30 a.m.
Wed. Mar. 01	*at Kansas	6 p.m.
Sat. Mar. 04	*IOWA STATE	7 p.m.
Thr.-Sun.,	**2006 Phillips 66 Big 12	
Mar. 9-12	Championships	

^Colorado Classic, Pepsi Center (Denver, Colo.)  
 Home Games in **BOLD CAPS**; Times are MOUNTAIN  
 \* Big 12 Conference Game  
 \*\* American Airlines Center (Dallas, Texas)  
 (ERT) ESPN Plus  
 (FSN RM) Fox Sports Network Rocky Mountain  
 All dates and times are SUBJECT TO CHANGE

### SPORTS INFORMATION

MBB Contact ..... Andrew R. Green  
 Office ..... 303/492-5626  
 Fax ..... 303/492-3811  
 Email ..... andrew.green@colorado.edu  
 Cell ..... 720/470-9780  
 Press Row Phone ..... 303/492-1552 or 4381  
 Home Arena ..... Coors Events Center (11,064)  
 Radio ..... 760-AM  
 ... Mark Johnson (p-b-p), Charles Johnson (analyst)  
 Athletic Reception ..... 303/492-7931  
 Men's Basketball Office ..... 303/492-6877  
 CECC Media Work Room ... 303/492-0713/0710  
 Athletic Ticket Office ..... 303/492-8337  
 Mailing Address:  
 Sports Information  
 University of Colorado  
 357 UCB (Fieldhouse Annex 50)  
 Boulder, CO 80309-0357

**TONIGHT:** Since 1990, Kansas has won 13 of the last 15 meetings in Boulder, including the last five in a row, three of those in Boulder. Tonight is the Big 12 opener and first road game for the 9-4 Jayhawks. Colorado is 10-2 after dropping their conference opener at Texas on Saturday. Tonight is the first time since 1998-99 that KU is not ranked in the AP poll when visiting Boulder.

**BEST START SO FAR:** After falling at Texas, the Buffs are still off to their best start to a season in quite some time. Their 10-2 start mirrors five other seasons in which CU began the campaign with a 10-2 record. The others: 1980-81, 1979-80, 1978-79, 1968-69, 1944-45.

**WIN STREAK:** CU's nine-game winning streak was the longest in school history since the 1961-62 season when the Buffaloes won 12-straight.

**CU vs. KANSAS:** The Jayhawks have won the last five in a row over the Buffaloes since CU performed a rare 60-59 victory back on Jan. 22, 2003. Overall, KU leads the series 109-39 and holds a 36-26 advantage in Boulder.

**SCOUTING THE JAYHAWKS:** KU is peaking at the right time entering tonight's Big 12 Conference opener. KU is also proven to be game-tested with losses to Arizona, Arkansas, Nevada and Saint Joseph's. After dismantling Kentucky

**BUFF TIDBITS:** Before the Texas game, CU was 10-1 matching their best starts in 1978-79 (26 years ago) and the 1968-69 seasons (36 years ago) ... CU is unbeaten at home (7-0) ... The Buffaloes are 1-2 since 2000-01 when beginning the conference season on the road then following with a home game (2004-05: lost to Nebraska (68-61); 2002-03: defeated K-State (69-63); 2000-01: lost to Missouri (82-76) ... Did you know this is the fourth time since 1996-97 that CU brings an undefeated home record into the KU game?? In addition to this year, CU was 7-0 in 1996-97; 7-0 in 2001-02; in 1999-2000 was 6-0 -- all three years lost to the visitors ... The Buffaloes are No. 1 among conference scoring offense (85.7), steals (11.1), and 3-point field goals made (8.1) ... The Buffs have made a 3-pointer in 112-straight games (last time CU they didn't was Jan. 16, 2002, Iowa State, W, 63-61) ... Head Coach **Ricardo Patton** is 1-21 lifetime against the Jayhawks ... **INDIVIDUAL:** Of the nine national categories located on page 5, **Richard Roby** leads CU in eight of the nine. The only exception is blocked shots (**Andy Osborn**) ... Osborn has made at least one 3-pointer in his last nine games ... **Martane Freeman** is averaging 12.8 points and 6.0 rebounds off the bench in his last four games ... **Marcus Hall** is No. 1 for a second straight week in assist/turnover ratio (2.61) ... Hall keeps moving up the schools assists chart as 17th (218) ... Roby is 64th in all-time scoring (669 pts. with a 15.8 ppg.).

### Team Comparison Averages

	CU	KU
Points	85.7	75.2
Points Allowed	66.4	58.0
Scoring Margin	+19.3	+17.2
Field Goals	32.3	28.5
Field Goal Att.	66.7	59.7
Field Goal Pct.	.485	.478
3-pt Field Goals	8.1	6.3
3-pt Field Goal Att.	22.0	16.5
3-pt Field Goal Pct.	.367	.381
Free Throws	12.9	11.8
Free Throw Att.	20.2	18.4
Free Throw Pct.	.640	.644
Offensive Rebounds	15.8	13.9
Defensive Rebounds	26.9	27.3
Total Rebounds	42.7	41.2
Rebounding Margin	+8.7	+6.5
Fouls	18.8	17.7
Assists	18.3	18.5
Turnovers	14.5	15.5
Assist/TO Ratio	1.3	+1.2
Turnover Margin	+4.2	+1.3
Blocks	5.6	6.8
Steals	11.1	8.8

### COLORADO BUFFALOES

(10-2, 0-1 BIG 12)

### KANSAS JAYHAWKS (9-4, 0-0 BIG 12)



### Probable Starters

#### COLORADO

Pos	No	Name	Ht	Yr	Hometown	PPG	RPG	APG
G	5	Jayson Obazuaye	6-2	Sr.	San Jose, Calif.	9.5	4.8	2.0
G	21	Marcus Hall	6-1	Jr.	Houston, Texas	9.1	1.6	3.9
G	23	Richard Roby	6-6	So.	San Bernardino, Calif.	15.8	5.2	2.8
F	4	Andy Osborn	6-9	Sr.	Longmont, Colo.	9.5	4.3	1.3
F	15	Chris Copeland	6-8	Sr.	Richmond, Va.	12.6	4.9	1.0

#### KANSAS

Pos	No	Name	Ht	Yr	Hometown	PPG	RPG	APG
G	25	Brandon Rush	6-6	Fr.	Kansas City, Mo.	12.8	5.2	2.5
F	24	Sasha Kaun	6-11	So.	Melbourne, Fla.	10.7	6.5	^0.9
C	33	C.J. Giles	6-10	So.	Seattle, Wash.	8.5	6.5	^2.3
G	03	Russell Robinson	6-1	So.	New York, N.Y.	6.5	2.2	3.0
F	34	Christian Moody	6-8	Sr.	Asheville, N.C.	4.5	3.7	0.7

^blocks

**OPPONENT BREAKDOWN:** Leading up to tonight's game, here's a look at CU's opponents this season and what they have done from their 'Best Win' to their 'Best Loss.'

Opponent	Best Win	Score	Best Loss	Score
UNC-Wilmington	at Northwestern	56-48	at Wisconsin	54-51
Colorado State	vs. Colorado	83-82	at Kansas State	71-67
St. Mary's	vs. #21 Nevada	89-90	vs. #9 Gonzaga	68-60
Pennsylvania	at Hawaii	58-55	vs. #3 Villanova	62-55
Cal Poly	at Cal State-Fullerton	83-70	vs. UC-Irvine	69-67
Utah	vs. Utah State	67-66	at Rice	96-94
UC-Irvine	at Stanford	79-63	at Pepperdine	79-76
TCU	vs. Texas-Arlington	71-63	vs. Oklahoma State	66-58
Mercer	vs. North Florida	77-71	vs. Maine	72-64
Dartmouth	vs. UC-Davis	66-61	at New Mexico	66-60
Savannah State	vs. Wilberfo	63-59	vs. Webber College	86-84
Texas	at #4 Memphis	69-58	vs. Tennessee	95-78
Kansas	vs. #21 Kentucky	73-46	vs. Nevada	72-70
Missouri	vs. Oklahoma State	69-61	at Arkansas	66-63
Baylor	N/A	N/A	N/A	N/A
Oklahoma State	vs. Tennessee	89-73	at #11 Gonzaga	64-62
Nebraska	vs. Oklahoma	59-58	UAB	73-72
Kansas State	New Mexico	68-56	at Iowa State	72-70
Iowa State	#13 Iowa	72-60	#25 Ohio State	70-67
Texas A&M	vs. Texas Tech	63-55	at Pacific	63-56
Texas Tech	vs. UTEP	61-60	vs. Wake Forest	78-73

on Saturday, 73-46, KU has won six straight games and are led by freshman Brandon Rush (12.8 ppg., 5.2 rpg., 2.5 apg.) and sophomore Sasha Kaun (10.7 ppg., 6.5 rpg.). Head Coach Bill Self enters his third year with the Jayhawks with five sophomores, five freshmen, and four seniors.

**SIXTH MAN:** Senior Martane Freeman has proved himself in his second year with the Buffs scoring a career-best 20 points off the bench in the loss at Texas. It's the fourth time this season he has scored 17 or more points in a reserve role and third time leading CU in scoring. Freeman is shooting .565 (39-of-69) from the field, averaging 3.1 rebounds and shooting .758 (25-of-33) from the charity stripe.

**3-POINT WATCH:** So far after 12 games, the Buffs continue to make strides toward last year's school record of 223 made. After 12 games last year the Buffs were 71-of-196, this year they are an impressive 97-of-264.

**BIG 12 OPENER:** The Buffaloes saw the same 'ole thing in their conference opener at Texas last Saturday, they lost. It was the ninth straight conference opener loss and kept CU 0-4 on the road. Lone win was Nebraska in 1996-97.

Jan. 07, 2006	at Texas	L, 64-89
Jan. 08, 2005	at Oklahoma	L, 55-85
Jan. 05, 2004	KANSAS	L, 62-77
Jan. 11, 2003	at Oklahoma	L, 54-69
Jan. 05, 2002	KANSAS	L, 85-97
Jan. 06, 2001	at Baylor	L, 56-61
Jan. 08, 2000	KANSAS	L, 69-84
Jan. 02, 1999	TEXAS	L, 68-73
Jan. 03, 1998	OKLAHOMA	L, 68-69
Jan. 04, 1997	NEBRASKA	W, 79-73

**BIG 12 10<sup>TH</sup> ANNIVERSARY VOTING NOW OPEN:** The Big 12 is celebrating its 10th anniversary this season and is selecting special teams to honor the top players in the first nine years of the conference.

Followers of the Big 12 can vote for the top five men's basketball players in league annals by visiting the conference web site at [www.big12sports.com](http://www.big12sports.com). Click on the "Vote Now" button on the left side of the home page. Users may also go directly to the following link for voting information:

[www.big12sports.com/10th-anniversary/](http://www.big12sports.com/10th-anniversary/)  
Winners will be announced [live](#) on the ESPN Plus Studio 66 halftime show in early February.

**TEXAS & SAVANNAH STATE:** After beating Savannah State by 64 and losing to Texas by 25, the Buffs completed the largest margin point swing (89 pts.) in back-to-back games in school history. The only other time the Buffs were involved in a similarly large margin in back-to-back games was in the 2000-01 season when they beat Texas-Arlington and St. Mary's by a combined 88 points.

**UNBEATEN AT HOME:** The Buffs (7-0) are one of four Big 12 teams who remain undefeated at home (Kansas, Kansas State and Oklahoma are the others). Overall, the Big 12 is a combined 84-8 in home games this season.

**IF YOU DISMISS DARTMOUTH, MERCER, SAVANNAH STATE FROM THE SCHEDULE, YOU GET:** CU is one of only three Big 12 teams (Kansas and Nebraska are the others) without a player averaging 30 minutes of playing time per game. Sophomore Richard Roby leads the team (29.4 mpg), with eight other players averaging double-digit minute totals.

## INSIDE THE NUMBERS

**CU's record under Patton when they score ...**

	Overall ... '05-06
Holding oppt. under 70	114-22 ..... 7-0
CU Scoring 30-39	0-1 .....
40-49 points	0-2 .....
50-59 points	1-26 .....
60-69 points	29-44 ..... 0-1
70-79 points	54-39 ..... 5-0
80-89 points	50-17 ..... 1-1
90-99 points	19-3 ..... 2-0
Over 100 points	130 ..... 2-0

## 1995-2006 Margin of Victory/Losses

1-2 points	12-12 ..... 0-1
3-5 points	16-20 .....
6-9 points	27-23 .....
10-14 points	30-31 .....
15-19 points	36-23 ..... 7-0
20-29 points	31-14 ..... 1-1
30 points +	15-9 ..... 2-0

167-132

## Double-digit scoring '05 -06 Career

Richard Roby	10	37
Chris Copeland	8	28
Jayson Obazuaye	6	27
Marcus Hall	6	25
Andy Osborn	6	17
Glean Eddy	1	12
Julius Ashby	1	8
Dominique Coleman	3	3
Martane Freeman	4	4
Kyle Carder	1	1
Antoine McGee	-	1
Scott Senger	-	1
Marcus King-Stockton	-	1

## 30+ Point Games

Richard Roby	-	1
--------------	---	---

## 20+ Point Games

Richard Roby	3	11
Chris Copeland	2	5
Marcus Hall	-	5
Martane Freeman	1	1

## 15+ Point Games

Richard Roby	6	23
Chris Copeland	4	13
Marcus Hall	1	9
Andy Osborn	2	6
Jayson Obazuaye	2	9
Martane Freeman	3	3
Julius Ashby	1	2
Glean Eddy	1	1

## 15+ Rebounds

Julius Ashby	-	1
--------------	---	---

## 10+ Rebound Games

Julius Ashby	-	3
Chris Copeland	-	6
Richard Roby	1	3
Glean Eddy	-	3
Andy Osborn	1	2

## 10+ Assist Games

Marcus Hall	-	1
Antoine McGee	-	1

## 8+ Assist Games

Marcus Hall	1	5
Antoine McGee	-	1

## 6+ Blocked Shot Games

Julius Ashby	-	1
--------------	---	---

## 4+ Blocked Shot Games

Julius Ashby	-	2
Glean Eddy	-	1

## Numerical Roster

No.	Player	Pos.	Ht.	Wt.	Cl.	Exp	Hometown
1	EDDY, Glean	F	6-6	215	Sr.	3L	Nashville, Tenn.
2	BOIDOCK, Billy	G	6-0	155	Sr.	3L	Dallas, Texas
3	CARDER, Kyle	F	6-5	185	Fr.	HS	Joplin, Mo.
4	OSBORN, Andy	F	6-9	230	Sr.	1L	Longmont, Colo.
5	OBAZUAYE, Jayson	G	6-2	205	Sr.	3L	San Jose, Calif.
10	SENGER, Scott	F	6-7	225	Sr.	3L	Louisville, Colo.
11	COLEMAN, Dominique	G	6-3	185	Jr.	TR	Oakland, Calif.
12	FREEMAN, Martane	F	6-7	200	Sr.	1L	Kansas City, Mo.
15	COPELAND, Chris	F	6-8	235	Sr.	3L	Richmond, Va.
21	HALL, Marcus	PG	6-1	180	Jr.	2L	Houston, Texas
23	ROBY, Richard	G	6-6	195	So.	1L	San Bernardino, Calif.
25	WILLIAMS, Calvin	F	6-7	210	Fr.	HS	Memphis, Tenn.
30	ARRINGTON, Lamont	F/C	6-11	220	Sr.	1L	Detroit, Mich.
31	#JACKSON-WILSON, Jermyl	F	6-5	220	So.	TR	Milwaukee, Wis.
32	KING-STOCKTON, Marcus	F	6-9	230	So.	1L	Denver, Colo.
33	ASHBY, Julius	F/C	6-9	235	Sr.	1L	Trinidad and Tobago
35	PERKOWSKI, Chase	G	6-2	190	Fr.	HS	San Juan Capistrano, Calif.
42	McGEE, Antoine	PG	5-10	185	Sr.	3L	Moreno Valley, Calif.

**Head Coach:** Ricardo Patton (Belmont '80) - 10th season  
**Asst. Coach:** Paul Graham (North Texas State '74) - 3rd season  
**Asst. Coach:** John Anderson (Stillman College '80) - 1st season  
**Asst. Coach:** Mike Frink (Colorado '67) - 1st season  
**Director of Basketball Operations:** Will Smith (Colorado 2000) - 2nd season

# ineligible, sophomore transfer, Ohio State, sits out all of the 2005-06 season

Forward Martane Freeman is 10<sup>th</sup> in the Big 12 in FG percentage (.563) among players with at least as many shots attempted (48) as him; he is second in the conference in steals per 40 minutes (3.6). Freeman is only seventh on the team in minutes played (15.8 MPC), but he is fifth in scoring (8.6 PPG) and third in points per 40 minutes (21.5).

CU's offensive boards account for 37.6 percent of the Buffs' total rebounding total. Only Missouri (39.1%) and Oklahoma (43.3%) have a higher percentage of offensive boards compared to their totals.

(\*All totals minus three games against low RPI opponents Mercer, Dartmouth, Savannah State)

**A TALE OF TWO POLLS:** CU comes into the game ranked 31st in the ESPN/USA Today poll, with 27 votes; Kansas is ranked 41st in the same poll with four votes. Kansas is ranked 33rd in the AP poll with 27 votes, while CU is not receiving any votes in the same poll.

**#33 RETURNS:** Julius Ashby, CU's 6'9" senior forward from Trinidad & Tobago has officially returned to the lineup after being academically ineligible for the fall semester. In his last four games, Ashby is averaging 7.0 points, 5.5 rebounds. In his first real test against competition (Texas), Ashby played 13 minutes, grabbed three rebounds and fouled out with 16 minutes remaining.

**TOP 25 RANKINGS...almost:** Hey, we're STILL getting votes, 27 in the latest ESPN/USA Today poll (week 10). That means we're the No. 31st ranked team nationally if the poll was 31 or more teams. The last time the Buffs were ranked in either poll came in 1997 at No. 24 (*Associated Press*). The others were 1969 (#18), 1963 (#10), 1962 (#9) and 1955 (#15).

**MORE TIDBITS:** CU's misfortune on the road against a ranked opponent continued to 0-22 (last time CU defeated a ranked team on the road was Jan. 11, 1997 at Texas Tech, 80-78) ... Enter tonight's game, CU represents the top in a various conference categories: **Marcus Hall** is No. 1 for a second straight week in assist/turnover ra-

## SCHOOL INFORMATION

Location	Boulder, Colo.
Population/Founded	103,216/1876
Enrollment	27,151
Colors	Silver, Black, Gold
Nickname	Buffaloes (Buffs)
Mascot	Ralphie IV, the Buffalo
Arena	Coors Events Center (11,064)
Elevation	5,345
NCAA Affiliation/Conference	Division I/Big 12
President	Hank Brown (Colorado '61)
Chancellor	Dr. Phil DiStefano (Ohio State '68)
Vice Chancellor Student Affairs	Ron Stump
	(Northern Michigan '69)
Provost	Susan Avery (Michigan State '72)
Faculty Representative	David Clough
	Case Institute of Technology ('68)
Director of Athletics	Mike Bohn (Kansas '83)
Web Site	www.CUbuffs.com
Big 12 web page	www.Big12sports.com
Athletic Department	303/492-7931
Ticket Office	303/492-8337

## HISTORY

First Year of Basketball	1901-02
All-Time Record	1,075-1,026 (.512)
Games	2,101 games
NCAA Berths	10
NCAA Record	Won 9, Lost 12
	two third place finishes '42 & '55
Last Appearance, Result	2002-03
	(lost to Michigan State in 1st round)
NCAA Appearances	2003, 1997, 1969, 1963, 1962, 1955, 1954, 1946, 1942, 1940
NIT Berths	7
NIT Record	Won 8, Lost 6
	(won NIT in 1940, runner up 1938)
Last NIT Appearance/Result	2003-04
	(lost to at Oregon in 1st round)
Last Conference Title	1968-69 (Big 8)
	- have won conference title eight times, four prior to 1950 Big 8 (1962, 1963, 1969); Big 7 (1955)
Mountain State Conference titles	4
	(1938, 1939, 1940, 1942)

tio (2.61), scoring offense (85.7), steals (11.1), and 3-point field goals made (8.1) ... Hall keeps moving up the schools assists chart as 17th (218) ... Roby is 64th in all-time scoring (669 pts. with a 15.8 ppg.) ... CU has made a 3-pointer in 112-straight games (last time CU they didn't was Jan. 16, 2002, Iowa State, W, 63-61).

**LIFE BEFORE CUPCAKES:** With all due respect to Mercer (Dec. 22), Dartmouth (Dec. 31), and Savannah State (Jan. 3), a trio of teams at the bottom of the competitive barrel, CU sophomore **Richard Roby** has suffered the most in terms of statistical improvement. Before Mercer,

## CU DURING THE PATTON 10 YEARS

Year	PPG	FG %	3-Pt. %	FT%	W's
2005-06	85.7	.485	.367	.640	10
2004-05	71.6	.435	.353	.629	14
2003-04	74.2	.464	.372	.621	18
2002-03	75.2	.443	.326	.669	20
2001-02	79.7	.453	.357	.677	15
2000-01	80.6	.460	.359	.715	15
1999-00	75.2	.426	.339	.686	18
1998-99	73.1	.414	.344	.702	18
1997-98	71.4	.404	.346	.688	13
1996-97	73.1	.420	.362	.681	22

**4-4-4**

Roby was averaging 18.5 points per game, today he's averaging 15.8 (he scored 14 at Texas). In those three games, Roby averaged nine points and four rebounds per game.

**THIS DAY IN HISTORY:** CU is 11-8 on this day in their history with a 7-4 home record. However, the Buffs have played their last four games on the road (2-2). The last time they played home was 1992 losing to Nebraska, 84-74.

**MORE BUFF INDIVIDUAL TIDBITS:** **Richard Roby** collected his third career double-double versus Utah (19 pts., 10 rebs.) ... **Andy Osborn** collected his second career double-double at CU, 17 pts., 10 rebounds against Cal Poly (four at Loyola Marymount) ... Roby failed to make a 3-pointers against SSU, ending his streak of 30 games going back to last season ... **Chris Copeland** has cracked the CU all-time rebounding list. Copeland has 332 for 51st; **Glean Eddy** has 360, 42<sup>nd</sup> all-time ... **Scott Senger** grabbed a career-best five rebounds (four offensive) against Saint Mary's ... Roby scored 480 points during his freshman season, the most of any frosh in its history, including **Chauncey Billups** (465) ... On page 9, a handful of CU players are moving upward on career school lists ... Seniors **Chris Copeland, Glean Eddy, Antoine McGee,** and **Jayson Obazuaye** close out their final year in 2005-06. It's also the first senior class under Head Coach **Ricardo Patton** that four players will have played their freshman, sophomore, junior and senior years at CU.

**"LS" INITIALS:** If you notice the "LS" initials on each of the CU player uniforms that's in memory of senior walk-on Scott Senger's mother, Linda died of cancer this past July. Scott played at nearby Monarch High School where set the school record for 3-pointers made in a season and most points scored.

**BUFFS PICKED 9TH:** The Big 12 coaches are predicting the Buffs will be a ninth place team in 2005-06. Last season the conference coaches predicted a 10th place finish and were almost correct as CU finished 11th. In its conference history, CU has finished in second place (once), fourth (one), fifth (once), seventh (once), ninth (three times) and 10th (once). Below is the history of the Big 12 coaches' predictions and the Buffs actual finish:

- 1996-97: No Poll done (CU finished 2nd)
- 1997-98: 9th (CU finished 9th)
- 1998-99: 10th (CU finished 8th)
- 1999-00: 8th (CU finished 7th)
- 2000-01: 7th (CU finished 9th)
- 2001-02: 7th (CU finished 9th)
- 2002-03: 9th (CU finished 5th)
- 2003-04: 6th (CU finished 4th)
- 2004-05: 10th (CU was 11th)
- 2005-06: 9th (CU ??)

**2005-06 Big 12 Coaches Predictions**

- 1. Texas (10) 120
- 2. Oklahoma (2) 112

- 3. Kansas 89
- 4. Oklahoma State 84
- 5. Texas Tech 80
- 6. Iowa State 70
- 7. Texas A&M 68
- 8. Missouri 48
- 9. **Colorado 43**
- 10. Nebraska 40
- 11. Kansas State 25
- 12. Baylor 13

**TOUGH NON-CONFERENCE?** Do you think CU has an easy non-conference schedule this year, or perhaps it's difficult? In fact, CU ranks smack dab in the middle based on their opponents record last season. Remember, Baylor is not playing a non-conference schedule this season due to NCAA infractions. Texas A&M has the easiest, followed by Nebraska and so on ...

**Big 12 Conference non-conference schedule**

- 1) Texas A&M 0.417
- 2) Nebraska 0.433
- 3) Kansas State 0.456
- 4) Texas Tech 0.504
- 5) Texas 0.514
- 6) **Colorado 0.523**
- 7) Iowa State 0.534
- 8) Oklahoma 0.566
- 9) Kansas 0.574
- 10) Oklahoma State 0.581
- 11) Missouri 0.599

**WHO'S ON THE SCHEDULE:** The 2005-06 basketball schedule features nine schools that made the NCAA Tournament a year ago, while two earned NIT berths.

Oklahoma State	23-7	NCAA Sweet 16
Texas Tech	22-11	NCAA Sweet 16
Utah	29-6	NCAA Sweet 16
Iowa State	19-12	NCAA 2nd Rd.
Oklahoma	25-8	NCAA 2nd Rd.
Kansas	23-7	NCAA 1st Rd.
Penn	20-9	NCAA 1st Rd.
Saint Mary's	25-9	NCAA 1st Rd.
Texas	20-11	NCAA 1st Rd.
Missouri	16-17	NIT 1st Rd.
TCU	21-14	NIT Qtrs.

**2006-07 National Letters of Intent:** Back in November, Coach Patton announced the 2009-10 incoming class who signed National Letters of Intent. Six student-athletes will be playing their first seasons in Boulder, while another is sitting out the 2005-06 after transferring. He will be eligible next year.

- Kalvin Bay,** 6-2, 170-pound, point-guard (Tempe, Arizona/Marcos de Niza HS)
- Sean Kowal,** 6-10, 240-pound, center (St. Louis, Mo./De Smet Jesuit HS)
- Xavier Silas,** 6-4, 205-pound, guard (Wolfeboro, NH/Brewster Academy [Wolfeboro,

**All-Time Big 12**

**Regular Season Records**

School	GP	W-L	Pct.
1) Kansas	144	118-26	.819
2) Oklahoma	145	100-45	.690
3) Texas	146	100-46	.685
4) Oklahoma St.	145	95-50	.655
5) Missouri	145	78-67	.538
6) Iowa State	146	74-72	.507
7) Colorado	145	65-80	.448
8) Texas Tech	145	63-82	.435
9) Nebraska	145	61-84	.421
10) Kansas State	145	45-100	.310
11) Baylor	144	37-101	.257
12) Texas A&M	145	34-111	.234

**All-Time Big 12 Overall Records (including post-season)**

School	GP	W-L	Pct.
1) Kansas	167	134-33	.802
2) Oklahoma	169	117-51	.692
3) Texas	165	110-55	.667
4) Oklahoma St.	164	107-57	.652
5) Missouri	167	90-77	.539
6) Iowa State	161	81-80	.503
7) Texas Tech	162	71-91	.438
8) Colorado	159	70-89	.440
9) Nebraska	157	63-94	.401
10) Kansas State	160	51-109	.319
11) Baylor	156	41-115	.263
12) Texas A&M	154	34-120	.221

**Big 12 Conference**

**Tournament/Regular Season Champ**

Year	Tourney Champion/Regular Season
2004-05	Oklahoma State/Oklahoma
2003-04	Oklahoma State/Oklahoma State
2002-03	Oklahoma/Kansas
2001-02	Oklahoma/Kansas
2000-01	Oklahoma/Iowa State
1999-2000	Iowa State/Iowa State
1998-99	Kansas/Texas
1997-98	Kansas/Kansas
1996-97	Kansas/Kansas

N.H.J. Stephen F. Austin HS (Austin, Texas)  
**Dwight Thorne,** 6-3, 205-pound, point guard (Arlington, Texas/Martin HS)

**Dale Vanwright,** 6-6, 200 pound, small forward (Houston, Texas/Bellaire HS)

**Jeremy Williams,** 6-8, 210, small forward (Memphis, Tenn./Hamilton HS)

**Jermyl Jackson-Wilson,** 6-5, 210-pound, forward (Milwaukee, Wisconsin/Fork Union Military Academy/Rufus King HS) – transfer from Ohio State

**LEAD-DEFICIT CAMPARISON**

Oppt.	Largest Lead	Half	Deficit	Half	Result
UNCW	24 pts	2nd	3	1st	W, 73-54
at Colorado State	9 pts.	2nd	7	1st	L, 82-83
vs. Saint Mary's	18 pts.	2nd	5	1st	W, 73-54
at Penn	18 pts.	2nd	10	1st	W, 78-60
CAL POLY	22 pts.	2nd	4	1st	W, 93-75
UTAH	24 pts.	2nd	-7	1st	W, 76-52
UC IRVINE	16 pts.	2nd	-3	1st	W, 96-80
at TCU	25 pts	2nd	-	-	W, 77-59
MERCER	52 pts	2nd	-	-	W, 117-74
DARTMOUTH	24 pts	2nd	-	-	W, 85-63
SAVANNAH STATE	74 pts	2nd	-	-	W, 116-52
at Texas	-	-	31	2nd	L, 64-89

**Big 12 Rankings: INDIVIDUAL**

<b>Scoring</b>			
	<b>G</b>	<b>PTS</b>	<b>AVG</b>
8. Richard Roby	12	189	15.8
<b>Field Goal %</b>			
	<b>FGM</b>	<b>FGA</b>	<b>PCT</b>
13. Richard Roby	64	138	.464
<b>Free Throw %</b>			
	<b>FTM</b>	<b>FTA</b>	<b>PCT</b>
10. Richard Roby	34	46	.739
<b>Assists</b>			
	<b>G</b>	<b>ASTS</b>	<b>AVG</b>
7. Marcus Hall	12	47	3.92
<b>Steals</b>			
	<b>G</b>	<b>STLS</b>	<b>AVG</b>
4. Richard Roby	12	27	2.25
11. Dominique Coleman	12	21	1.75
<b>3-Point FG %</b>			
	<b>3FGM</b>	<b>3FGA</b>	<b>AVG</b>
2. Richard Roby	27	60	.450
<b>3-Point FG Made</b>			
	<b>G</b>	<b>3-FG</b>	<b>AVG.</b>
5. Richard Roby	12	27	2.25
9. Andy Osborn	12	22	1.83
<b>Blocked Shots</b>			
	<b>G</b>	<b>BLKS</b>	<b>AVG</b>
8. Andy Osborn	12	15	1.25
10. Chris Copeland	12	12	1.0
<b>Defensive Rebounds</b>			
	<b>G</b>	<b>NO.</b>	<b>AVG</b>
10. Richard Roby	12	49	4.1
<b>Assist/Turnover Ratio</b>			
	<b>ASTS</b>	<b>TO</b>	<b>RATIO</b>
1. Marcus Hall	47	18	2.61

**BIG 12 Rankings: TEAM**

<b>Scoring Offense</b>			
	<b>G</b>	<b>PTS</b>	<b>AVG</b>
1. Colorado	12	1028	85.7
2. Texas	14	1157	82.6
<b>Scoring Defense</b>			
	<b>G</b>	<b>PTS</b>	<b>AVG</b>
1. Texas A&M	12	686	57.2
10. Colorado	12	797	66.4
<b>Scoring Margin</b>			
	<b>OFF</b>	<b>DEF</b>	<b>MARGIN</b>
1. Texas	82.2	60.4	+22.2
2. Colorado	85.7	66.4	+19.2
<b>Free Throw %</b>			
	<b>FTM</b>	<b>FTA</b>	<b>PCT</b>
1. Oklahoma	179	243	.737
9. Colorado	155	242	.640
<b>Field Goal %</b>			
	<b>FGM</b>	<b>FGA</b>	<b>PCT</b>
1. Oklahoma State	425	821	.518
3. Colorado	388	800	.485
<b>FG % Defense</b>			
	<b>FGM</b>	<b>FGA</b>	<b>PCT</b>
1. Kansas	262	757	.346
7. Colorado	287	701	.409
<b>3-Point FG %</b>			
	<b>FGM</b>	<b>FGA</b>	<b>PCT</b>
1. Texas Tech	78	200	.390
5. Colorado	97	264	.367
<b>3-Point FG % Def.</b>			
	<b>FGM</b>	<b>FGA</b>	<b>PCT</b>
1. Kansas	73	240	.304
11. Colorado	83	231	.359
<b>Rebounding</b>			
	<b>G</b>	<b>REBS</b>	<b>AVG</b>
1. Texas	14	609	43.5
2. Colorado	12	512	42.7
<b>Rebounding Defense</b>			
	<b>G</b>	<b>REBS</b>	<b>AVG</b>
1. Oklahoma	12	297	24.8
8. Colorado	12	408	34.0
<b>Rebounding Margin</b>			
	<b>REBS</b>	<b>OPP</b>	<b>MARGIN</b>
1. Oklahoma	462	297	+13.7
3. Colorado	512	408	+8.7
<b>Blocked Shots</b>			
	<b>G</b>	<b>BLKS</b>	<b>AVG</b>
1. Kansas	13	88	6.77
3. Colorado	12	67	5.58
<b>Assists</b>			
	<b>G</b>	<b>ASTS</b>	<b>AVG</b>
1. Kansas	13	240	18.46
3. Colorado	12	220	18.33
<b>Steals</b>			
	<b>G</b>	<b>STLS</b>	<b>AVG</b>
1. Colorado	12	133	11.08
2. Iowa State	14	143	10.21
<b>Turnover Margin</b>			
	<b>TURN</b>	<b>OPP</b>	<b>MARGIN</b>
1. Texas A&M	171	268	+8.08
3. Colorado	174	224	+4.17
<b>Assist/Turnover Ratio</b>			
	<b>ASTS</b>	<b>TURN</b>	<b>RATIO</b>
1. Texas A&M	221	171	1.29
2. Colorado	220	174	1.26

**2005-06 NCAA Statistical TEAM Comparison (as of Jan. 10)**

<b>Category</b>	<b>NCAA Leader</b>	<b>Avg.</b>	<b>CU</b>	<b>Conf. Rk.</b>	<b>Big 12 Leader</b>	<b>Avg.</b>
Scoring Offense	Washington	90.0	85.7	1st	Colorado	85.7
Scoring Defense	Air Force	53.4	66.4	10th	Texas A&M	57.2
Scoring Margin	Florida	22.6	19.2	2nd	Texas	22.2
FG Percentage	Florida	53.3	48.5	3rd	Oklahoma State	51.8
FG % Defense	Kansas	34.6	40.9	7th	Kansas	34.6
3-Pt. FG Per Game	Troy	12.5	8.08	1st	Colorado	8.08
3-Pt. FG %	Indiana	47.7	36.7	5th	Texas Tech	39.0
Free-Throw	Gonzaga	81.5	64.0	9th	Oklahoma	73.7
Rebound Margin	LSU	15.2	8.7	3rd	Oklahoma	13.7
Assists Per Game	Florida	20.1	18.3	3rd	Texas A&M	18.46
Blocked Shots	Connecticut	9.1	5.58	3rd	Kansas	6.77
Steals	Houston	13.9	11.08	1st	Colorado	11.08
Turnovers	Temple	7.7	14.5	5th	Oklahoma	14.08

**2005-06 NCAA Statistical INDIVIDUAL Comparison (as of Jan. 10)**

<b>Category</b>	<b>Leader</b>	<b>School</b>	<b>Avg.</b>
Ntl. Scoring Leader	Adam Morrison	Gonzaga	28.0
Big 12	Thomas Gardner	Missouri	20.2
Colorado	Richard Roby	Colorado	15.8
Ntl. Field Goal %	Randall Hanke	Providence	71.2
Big 12	LaMarcus Aldridge	Texas	68.0
Colorado	Richard Roby	Colorado	46.4
Ntl. 3-Point %	Lee Humphrey	Florida	55.1
Big 12	Wes Wilkinson	Nebraska	53.7
Colorado	Richard Roby	Colorado	45.0
Ntl. 3-Point Made	Jack Leasure	Coastal Caro.	4.8
Big 12	Thomas Gardner	Missouri	3.33
Colorado	Richard Roby	Colorado	2.25
Ntl. Free Throw %	Derek Raivio	Gonzaga	95.6
Big 12	Jarius Jackson	Texas Tech	83.3
Colorado	Richard Roby	Colorado	73.9
Ntl. Rebounding	Rashad Jones-Jennings	Ark-LittleRock	12.1
Big 12	LaMarcus Aldridge	Texas	10.4
Colorado	Richard Roby	Colorado	5.2
Ntl. Assists	Jose Juan Barea	Northeastern	9.0
Big 12	Will Blalock	Iowa State	7.0
Colorado	Marcus Hall	Colorado	3.92
Ntl. Blocked Shots	Shawn James	Northeastern	6.1
Big 12	Wes Wilkinson	Nebraska	2.62
Colorado	Andy Osborn	Colorado	1.25
Ntl. Steals	Obie Trotter	Alabama A&M	3.7
Big 12	Curtis Stinson	Iowa State	2.5
Colorado	Richard Roby	Colorado	2.3

<b>Offensive Rebounds</b>	<b>G</b>	<b>REBS</b>	<b>AVG</b>	<b>3-Point FG Made</b>	<b>G</b>	<b>FGM</b>	<b>AVG</b>
1. Oklahoma	12	200	16.67	1. Colorado	12	97	8.08
2. Colorado	12	189	15.75	2. Nebraska	14	103	7.36

<b>Defensive Rebounds</b>	<b>G</b>	<b>REBS</b>	<b>AVG</b>
1. Texas	14	974	28.36
3. Colorado	12	323	26.92

## FROM THE BOARDS

	Offensive			Defensive			Rebounds		
	CU	Oppt.	+/-	CU	Oppt.	+/-	CU	Oppt.	+/-
UNCW	13	12	+1	23	19	+4	36	31	+5
at Colorado State	15	11	+4	17	17	-	32	28	+4
vs. Saint Mary's	17	12	+5	30	30	-	47	42	+5
at Penn	12	7	+5	38	21	+17	50	28	+22
<b>CAL POLY</b>	22	10	+12	24	23	+1	46	33	+13
<b>UTAH</b>	18	9	+9	23	26	-3	41	35	+6
<b>UC IRVINE</b>	11	3	+8	24	23	+1	35	26	+9
at TCU	11	15	-4	32	21	+11	43	36	+7
<b>MERCER</b>	15	17	-2	32	17	+15	47	34	+13
<b>DARTMOUTH</b>	16	15	+1	32	20	+12	48	35	+13
<b>SAVANNAH ST</b>	19	12	+7	28	18	+10	47	30	+17
at Texas	20	17	+3	20	33	-13	40	50	-10
<b>TOTALS</b>	<b>189</b>	<b>140</b>	<b>+49</b>	<b>323</b>	<b>268</b>	<b>+55</b>	<b>512</b>	<b>408</b>	<b>+114</b>
<b>AVERAGES</b>	<b>15.8</b>	<b>11.7</b>	<b>+4.1</b>	<b>26.9</b>	<b>22.3</b>	<b>+4.6</b>	<b>42.7</b>	<b>34.0</b>	<b>+8.7</b>

## SCORING CAMPARISON

	Starters			Bench		
	CU	Oppt.	+/-	CU	Oppt.	+/-
UNC WILMINGTON	63	25	+38	10	29	-19
at Colorado State	49	75	-26	33	8	+25
vs. Saint Mary's	46	43	+3	27	11	+16
at Penn	62	46	+16	16	14	+2
<b>CAL POLY</b>	70	63	+7	23	12	+11
<b>UTAH</b>	54	33	+12	22	19	+3
<b>UC IRVINE</b>	62	66	-4	34	14	+20
at TCU	67	33	+34	10	26	-16
<b>MERCER</b>	50	35	+15	67	39	+28
<b>DARTMOUTH</b>	60	36	+24	56	16	+40
at Texas	38	79	-41	26	10	+16
<b>TOTALS</b>	<b>621</b>	<b>534</b>	<b>+87</b>	<b>324</b>	<b>198</b>	<b>+126</b>
<b>AVERAGES</b>	<b>51.8</b>	<b>44.5</b>	<b>+7.3</b>	<b>27.0</b>	<b>16.5</b>	<b>+10.5</b>

## 2005-06 SCORING BREAKDOWN

Game	Total	1st	2nd	Starters	Bench	Fr.	So.	Jr.	Sr.
UNC Wilmington	73	29	44	63	10	-	16	9	48
at Colorado State	82	43	39	49	33	-	14	17	51
Saint Mary's	73	40	33	46	27	4	33	12	24
at Penn	78	37	41	62	16	-	24	14	40
CAL POLY	93	45	48	70	23	4	22	16	51
UTAH	76	33	43	54	22	-	23	12	41
UC IRVINE	96	47	49	62	34	-	20	27	49
at TCU	77	36	41	67	10	-	17	19	41
MERCER	117	65	52	50	67	19	8	12	78
DARTMOUTH	83	41	42	54	29	2	13	9	59
SAVANNAH ST	116	67	49	60	56	3	10	21	82
at Texas	64	24	40	38	26	4	14	9	37
<b>TOTALS</b>	<b>1028</b>	<b>497</b>	<b>521</b>	<b>675</b>	<b>353</b>	<b>36</b>	<b>214</b>	<b>177</b>	<b>601</b>
<b>AVERAGES</b>	<b>85.7</b>	<b>41.4</b>	<b>43.4</b>	<b>(56.3)</b>	<b>(29.4)</b>	<b>3.0</b>	<b>17.8</b>	<b>14.8</b>	<b>50.1</b>

## Here's a cool stat the NBA teams use. The following are the tallies of 11 non-conference games:

Player, Team	FG%	FTA/G	PPG	PPS	RPG	APG	% Of G	Win%	Hands	Tot.
Richard Roby	0.488 (6)	2.63(1)	15.9(1)	0.814(6)	5.27(1)	2.91(2)	100(1)	91(2)	8(3)	23
Chris Copeland	0.554 (3)	2.54(2)	13.18(2)	0.868(3)	5.18(2)	1.09(6)	100(1)	91(2)	18(8)	29
Martane Freeman	0.564 (1)	1.9(3)	8(6)	0.898(1)	2.63(8)	1.36(5)	100(1)	91(2)	13(5)	32
Jayson Obazuaye	0.544 (4)	1(4)	10(3)	0.894(2)	4.91(3)	2(4)	100(1)	91(2)	26(10)	33
Marcus Hall	0.537 (5)	0.36(8)	9.27(5)	0.864(4)	1.63(10)	4.18(1)	100(1)	91(2)	16(7)	43
Glean Eddy	0.56 (2)	0.72(6)	3.81(8)	0.84(5)	2.81(7)	0.54(9)	100(1)	91(2)	8(3)	43
Andy Osborn	0.464 (8)	0.72(6)	9.72(4)	0.699(10)	4.36(4)	1.36(5)	100(1)	91(2)	10(4)	44
Dominique Coleman	0.483 (7)	0.63(7)	6(7)	0.741(9)	3.1(6)	2.18(3)	100(1)	91(2)	15(6)	48
Scott Senger	0.444 (9)	0.8(5)	2.4(9)	0.8(7)	2.4(9)	0.7(8)	91(2)	100(1)	0(1)	51
Marcus King-Stockton	0.429 (10)	0.1(10)	2.27(10)	0.781(8)	3.36(5)	0.81(7)	100(1)	91(2)	21(9)	61
Antoine McGee	0.143 (11)	0.18(9)	0.36(11)	0.307(11)	0.45(11)	1.36(5)	100(1)	91(2)	7(2)	63

## Players with under 10 games

Julius Ashby	0.476 (4)	2.66(1)	9.33(1)	0.903(4)	6.33(1)	1(1)	27(5)	100(1)	4(4)	22
Chase Perkowski	1 (1)	1(2)	2(3)	1.3(1)	0.5(4)	0(6)	18(6)	100(1)	0(1)	25
Kyle Carder	0.636 (2)	0(5)	4.75(2)	0.95(3)	0.25(5)	0.5(2)	36(3)	100(1)	3(3)	26
Billy Boidock	0.5 (3)	0(5)	1.25(4)	1(2)	0.25(5)	0.25(4)	36(3)	100(1)	1(2)	29
Calvin Williams	0.222 (6)	0.25(3)	1.25(4)	0.384(6)	2.875(2)	0.375(3)	72(2)	100(1)	14(6)	33
Lamont Arrington	0.4 (5)	0.22(4)	1.11(5)	0.666(5)	1(3)	0.11(5)	81(1)	100(1)	5(5)	34

Key - FG%: field goal percentage; FTA/G: free throws made per game; PG: points per game; PPS: points per shot attempt (two-pt. Field goal, three-pt. Field goal and free throw attempts); RPG: rebounds per game; APG: assists per game; % of G: percentage of team's games played in; Win percentage: team winning percentage; Att.: road attendance; Hands: (turnovers + personal fouls) - (steals + blocked shots), ranked from low to high; Total: total category points.

**10 mini-games:** In a way, college basketball games can be viewed as a series of 10 mini-games, broken up by media timeouts. Here, we break down the Buffaloes and their opponents from one timeout to the next:

	20-16	16-12	12-8	8-4	4-0	HALFTIME	20-16	16-12	12-8	8-4	4-0	FINAL
<b>UNCW</b>	9-7	6-2	4-4	5-8	5-2	<b>29-23</b>	11-9	13-2	7-5	8-5	5-10	<b>W, 73-54</b>
at Colorado State	14-13	6-9	5-7	11-7	7-4	<b>43-40</b>	11-10	10-6	8-10	2-5	8-12	<b>L, 82-83</b>
vs. Saint Mary's	4-7	8-0	13-7	9-8	6-4	<b>40-26</b>	5-9	4-5	5-0	13-8	6-6	<b>W, 73-54</b>
at Penn	14-9	2-11	7-3	6-13	8-1	<b>37-37</b>	9-5	6-4	4-2	13-5	9-7	<b>W, 78-60</b>
<b>CAL POLY</b>	10-10	8-7	13-9	11-8	3-5	<b>45-39</b>	11-8	11-8	13-8	9-4	4-8	<b>W, 93-75</b>
<b>UTAH</b>	3-8	3-2	9-0	8-2	10-4	<b>33-16</b>	5-15	6-0	14-11	7-6	11-4	<b>W, 76-52</b>
<b>UC IRVINE</b>	14-13	11-8	8-4	9-8	3-3	<b>47-36</b>	9-10	8-10	11-8	11-10	10-6	<b>W, 96-80</b>
at TCU	9-2	2-5	8-7	9-6	8-7	<b>36-27</b>	11-6	4-1	13-5	6-14	7-6	<b>W, 77-69</b>
<b>MERCER</b>	22-6	7-5	10-5	16-8	10-5	<b>65-29</b>	18-6	12-11	9-10	8-8	5-10	<b>W, 117-74</b>
<b>DARTMOUTH</b>	16-6	3-4	6-5	4-5	12-4	41-24	12-11	1-8	14-7	13-9	2-6	<b>W, 85-63</b>
<b>SAVANNAH ST</b>	22-4	10-4	16-4	13-2	6-2	67-16	19-7	7-5	13-9	5-6	5-9	<b>W, 116-52</b>
at Texas	2-11	6-2	4-13	4-5	8-12	24-43	9-15	9-6	7-13	6-6	9-6	<b>L, 64-89</b>
	<b>139-96</b>	<b>72-55</b>	<b>103-68</b>	<b>105-80</b>	<b>92-53</b>	<b>507 - 354</b>	<b>130-111</b>	<b>91-66</b>	<b>118-88</b>	<b>101-86</b>	<b>81-90</b>	<b>1028 (85.7)</b>
						<b>42.3 - 29.5</b>						<b>797 (66.5)</b>

## 2005-06 GAME-BY-GAME INDIVIDUAL RESULTS

DATE	OPPONENT	W/L	SCORE	ATT	HIGH SCORER	HIGH REB.	ASSISTS	BLOCKS	3-PTERS MADE	STEALS
11/18	UNC Wilmington	W	73-54	3268	Copeland (20)	Osborn (8)	Roby (4)	Osborn (3)	Copeland, Roby (2)	three players w/3
11/21	at Colorado State	L	82-83	5868	Freeman (17)	King-Stockton (7)	Hall (7)	King-Stockton (2)	Osborn (3)	Hall (4)
11/26	vs. Saint Mary's	W	73-54	5035	Roby (29)	Roby, Williams (7)	Hall (8)	Roby, Williams(1)	Roby (4)	Roby (3)
11/29	at Penn	W	78-60	6249	Roby (22)	Obazuaye (9)	Roby (5)	King-Stockton, Roby (1)	Roby (4)	Copeland (3)
12/03	CAL POLY	W	93-75	1559	Roby, Osborn (17)	Osborn (10)	Hall (5)	Arrington, Osborn (2)	Osborn (4)	Coleman (3)
12/07	UTAH	W	76-52	2472	Roby (19)	Roby (10)	Copeland (4)	Copeland (2)	Roby (4)	Freeman (3)
12/17	UC IRVINE	W	96-80	1416	Roby (20)	Osborn (7)	Hall (5)	Roby (2)	Roby (3)	Freeman, Roby (3)
12/20	at TCU	W	77-59	3321	Hall, Roby (17)	Eddy, Obazuaye(7)	Osborn (3)	Osborn (3)	three players w/2	Coleman (2)
12/22	MERCER	W	117-74	2010	Obazuaye (19)	Copeland (7)	McGee (6)	Osborn, Senger (3)	Carder (3)	Coleman, Senger (3)
12/31	DARTMOUTH	W	83-65	2534	Freeman (17)	Freeman (9)	Roby (4)	Freeman (2)	5 players w/ 1	Roby (4)
01/03	SAVANNAH ST.	W	116-52	1424	Eddy (17)	Eddy (9)	Hall (5)	Copeland (3)	Osborn (5)	Hall (5)
01/07	at Texas	L	64-89	14168	Freeman (20)	Freeman, Williams (8)	Roby, Obazuaye (2)	4 players w/ 1	Roby (3)	Freeman, Roby (2)

## 2005-06 STARTING LINEUPS

Games	G	G	G	F	F	W-L
UNC WILMINGTON	Coleman	Obazuaye	Roby	Copeland	Osborn	1-0
at Colorado State	Coleman	Obazuaye	Roby	Copeland	Osborn	1-1
vs. Saint Mary's	Hall	Obazuaye	Roby	Copeland	Osborn	2-1
at Penn	Hall	Obazuaye	Roby	Copeland	Osborn	3-1
CAL POLY	Hall	Obazuaye	Roby	Copeland	Osborn	4-1
UTAH	Hall	Obazuaye	Roby	Copeland	Osborn	5-1
UC IRVINE	Hall	Obazuaye	Roby	Copeland	Osborn	6-1
at TCU	Hall	Obazuaye	Roby	Copeland	Osborn	7-1
MERCER	Hall	Obazuaye	Roby	Copeland	Osborn	8-1
DARTMOUTH	Hall	Obazuaye	Roby	Copeland	Osborn	9-1
SAVANNAH STATE	Hall	Obazuaye	Roby	Copeland	Osborn	10-1
at Texas	Hall	Obazuaye	Roby	Copeland	Osborn	10-2

## 2005-06 LEAD-DEFICIT COMPARISON

Opponent	Largest Lead	Largest Deficit	Largest Run	Lead Changes	Ties	Time Led	Time Trailed	Time Tied	Result
UNC-Wilmington	24 (3:16-2nd)	3 (17:09-1st)	13-0 (2nd)	1	2	35:50:00	0:42	2:40	W, 73-54
Colorado State	9 (8:36-2nd)	7 (10:08-1st)	5-0 (2nd)	9	10	23:40	10:13	5:16	L, 83-82
St. Mary's	21 (1:57-2nd)	5 (15:42-1st)	6-0 (2nd)	2	2	33:55:00	2:56	1:45	W, 73-54
Penn	18 (Final)	10 (5:43-1st)	8-0 (2nd)	6	2	28:29:00	10:13	1:07	W, 78-60
Cal Poly	22 (4:09-2nd)	4 (10:54-1st)	12-0 (1st)	4	3	34:22:00	3:30	2:02	W, 93-75
Utah	24 (Final)	7 (11:57-1st)	12-0 (1st)	1	0	29:24:00	8:15	2:21	W, 76-52
UC-Irvine	16 (Final)	3 (18:15-1st)	6-0 (2nd)	1	2	37:02:00	1:25	1:33	W, 96-80
TCU	25 (8:07-2nd)	N/A	8-0 (2nd)	0	0	39:07:00	0:00	0:53	W, 77-59
Mercer	52 (9:12-2nd)	N/A	9-0 (1st)	0	0	39:51:00	0:00	0:09	W, 117-74
Dartmouth	24 (4:23-2nd)	N/A	11-0 (2nd)	0	0	39:19:00	0:00	0:41	W, 83-65
Savannah State at Texas	74 (8:11-2nd) never led	N/A 31 (4:54-2nd)	11-0 (1st) 6-0 (2nd)	0 0	0 0	39:55:00 never	0:00 40:00	0:05 never	W, 116-52 L, 64-89
<b>Averages</b>	<b>28.1</b>	<b>5.6</b>	<b>9.2-0</b>	<b>2.2</b>	<b>1.9</b>	<b>34:37:38</b>	<b>3:23</b>	<b>1:41</b>	

## 2005-06 GAME-BY-GAME TEAM STATISTICS

Game	Score	FG-FGA	Pct.	3-Pt.-FGA	Pct.	FT-FTA	Pct.	O-D	TOT	F/EJ	A	TO	BLK	S
COLORADO	73	26-54	.464	4-17	.235	17-24	.708	13-23	36	14/0	17	6	6	17
UNC Wilmington	54	22-54	.407	5-14	.357	5-8	.625	12-19	31	24/0	13	26	2	3
COLORADO	82	32-61	.525	7-18	.389	11-19	.579	15-17	32	25/1	21	16	3	11
at Colorado State	83	26-50	.520	13-25	.520	18-26	.692	11-17	28	17/0	20	20	6	7
COLORADO	73	30-73	.411	6-18	.333	7-13	.538	17- <b>30</b>	47	21/0	18	15	2	9
Saint Mary's	54	19-54	.352	4-17	.235	12-24	.500	12-30	42	17/0	4	22	4	6
COLORADO	78	27-57	.474	8-15	.533	16-20	.800	12-28	<b>50</b>	23/0	15	18	2	9
at Penn	60	22-61	.361	6-27	.222	10-21	.476	7-21	28	21/0	16	12	1	8
COLORADO	93	36-75	.480	8-27	.296	13- <b>25</b>	.520	<b>22-24</b>	46	11/0	19	5	6	10
Cal Poly	75	29-58	.500	12-26	.462	5-9	.556	10-23	33	19/0	13	15	4	2
COLORADO	76	29-70	.414	<b>12-37</b>	.324	6-11	.545	18-23	41	17/0	18	10	4	9
Utah	52	21-50	.420	2-14	.143	8-16	.500	9-26	35	15/0	7	17	1	5
COLORADO	96	33-64	.516	10-26	.385	<b>20-24</b>	<b>.833</b>	11-24	35	18/1	19	12	3	13
UC Irvine	80	30-53	.566	9-18	.500	11-17	.647	3-23	26	22/1	21	17	0	6
COLORADO	77	28-57	.491	7-21	.333	14-20	.700	11-32	43	<b>26/0</b>	17	<b>23</b>	6	6
at TCU	59	18-59	.305	6-24	.250	17-30	.567	15-21	36	20/0	12	20	2	3
COLORADO	<b>117</b>	<b>47-75</b>	<b>.627</b>	<b>12-19</b>	<b>.632</b>	11-19	.579	15-32	47	13/0	<b>29</b>	14	<b>12</b>	14
at Mercer	74	29-75	.387	9-20	.450	7-10	.700	17-17	34	18/0	13	18	3	8
COLORADO	83	33-63	.524	5-16	.313	12-21	.571	16-32	48	17/0	18	19	9	12
Dartmouth	65	23-69	.333	5-17	.294	14-16	.875	15-20	35	19/0	11	15	3	7
COLORADO	116	45- <b>78</b>	.577	<b>12-25</b>	.480	14-24	.583	19-28	47	15/0	27	13	10	<b>19</b>
Savannah State	52	18-56	.321	4-10	.400	12-15	.800	12-18	30	18/0	3	28	1	8
COLORADO	64	22-71	.310	6-25	.240	14-22	.636	20-20	40	26/1	7	12	4	4
at Texas	89	30-62	.484	8-19	.421	21-32	.656	17-33	50	16/0	18	14	6	8

**All-time at Colorado****CAREER SCORING**

Player	G	Pts.	Avg.	Seas.
1. Donnie Boyce	106	1995	18.8	1991-95
10. Ken Charlton	76	1352	17.8	1961-63
15. Scott Wedman	75	1251	15.0	1972-74
20. Larry Vaculik	106	1084	10.2	1975-78
25. Stephane Pelle	91	983	10.8	1999-03
30. Jo Jo Hunter	54	922	17.1	1980-81
40. David Harrison	59	820	13.9	2001-04
50. D.J. Harrison	56	733	13.1	2000-02
51. Martice Moore	58	723	12.5	1995-97
52. Will Smith	123	721	5.9	1996-00
Bob Bauers	75	721	9.6	1965-67
54. Kendall Hills	68	705	10.4	1947-50
55. Ted Allen	82	701	8.5	1992-95
56. Mike Coleman	74	700	9.5	1968-69
57. Greg Mueller	66	689	10.4	1973-76
58. Lynn Baker	75	685	9.1	1963-67
59. Art Bunte	45	678	15.1	1952-53
60. Rodell Guest	119	677	5.7	1988-91
61. Lee Haven	75	676	9.0	1972-74
62. Frank Gompert	69	675	9.8	1951-53
63. Brian Robinson	93	675	7.3	1986-89
<b>64. Richard Roby</b>	<b>42</b>	<b>669</b>	<b>15.9</b>	<b>2004-pres.</b>

**CAREER REBOUNDING**

Player	Seasons	G	Reb.	Avg.
1. Stephane Pelle	199-03	123	1054	8.6
30. Jacques Tuz	1978-82	104	436	4.2
41. Dave Logan	1973-75	58	367	6.3
<b>42. Glean Eddy</b>	<b>2002-pre</b>	<b>103</b>	<b>360</b>	<b>3.5</b>
<b>52. Chris Copeland</b>	<b>2002-pre</b>	<b>95</b>	<b>332</b>	<b>3.5</b>

**CAREER BLOCKS**

Player	G	Blk.	Avg.	Season
1. David Harrison	88	225	2.6	2001-04
2. Ted Allen	83	161	1.9	1991-95
3. Poncho Hodges	55	131	2.4	1991-93
4. Cliff Meely	80	123	1.5	1968-71
5. Donnie Boyce	106	114	1.1	1991-95
6. Rodell Guest	119	98	0.8	1988-91
7. Shaun Vandiver	91	90	1.0	1988-91
8. Martice Moore	58	85	1.5	1995-97
9. Ronnie DeGray	58	79	1.4	1996-98
10. Stephane Pelle	94	75	1.3	1998-03
Fred Edmonds	91	75	0.8	1993-97
12. Randy Downs	112	74	0.7	1982-85
13. Charlie Melvins	85	71	0.8	1995-98
<b>14. Chris Copeland</b>	<b>95</b>	<b>68</b>	<b>0.7</b>	<b>2002-pre</b>

**CAREER GAMES PLAYED**

Player	Seasons	G
1. Stephane Pelle	1999-03	123
Will Smith	1996-00	123
3. Blair Wilson	2000-04	119
Rodell Guest	1987-91	119
Stevie Wise	1987-91	119
16. Donnie Boyce	1991-95	107
20. Jacques Tuz	1977-82	104
Emmett Lewis	1975-79	104
<b>22. Glean Eddy</b>	<b>2002-pre</b>	<b>103</b>
<b>24. Antoine McGee</b>	<b>2002-pre</b>	<b>102</b>

**CAREER ASSISTS**

Player	G	Ast.	Avg.	Seasons
1. Jay Humphries	112	562	5.0	1980-84
2. Mike Reid	108	446	4.1	1982-86

3. Jose Winston	85	440	5.2	1998-01
10. Chauncey Billups	55	282	5.1	1995-97
15. Lynn Baker	75	229	2.2	1998-02
<b>17. Marcus Hall</b>	<b>70</b>	<b>218</b>	<b>3.1</b>	<b>2003-pre</b>
<b>23. Antoine McGee</b>	<b>102</b>	<b>187</b>	<b>1.8</b>	<b>2002-pre</b>

**CAREER GAMES STARTED**

Player	Seasons	G
1. Donnie Boyce	1991-95	105
19. Jaquay Walls	1998-00	60
<b>20. Jayson Obazuaye</b>	<b>2002-pre</b>	<b>59</b>

**MOST CAREER GAMES PLAYED****WITHOUT FOULING OUT**

Player	Seasons	G
1. Blair Wilson	2000-04	119
<b>2. Glean Eddy</b>	<b>2002-pre</b>	<b>103</b>
<b>3. Antoine McGee</b>	<b>2002-pre</b>	<b>102</b>

**MOST CAREER MINUTES PLAYED****WITHOUT FOULING OUT**

Player	Seasons	G
1. Blair Wilson	2000-04	3234
2. Will Smith	1996-2000	1742
<b>3. Glean Eddy</b>	<b>2002-pre</b>	<b>1539</b>
<b>4. Antoine McGee</b>	<b>2002-pre</b>	<b>1437</b>

**CAREER MINUTES PLAYED**

Player	Seasons	MP
1. Jay Humphries	1980-84	3864
5. Randy Downs	1982-86	3354
10. Mike Reid	1982-86	2699
15. Rodell Guest	1987-91	2411
20. Will Smith	1996-00	2178
25. Reggie Morton	1988-90	1951
30. Chauncey Billups	1995-97	1866
31. Brent Vaughn	1986-90	1820
32. Matt Bullard	1985-87	1807
<b>33. Jayson Obazuaye</b>	<b>2002-pre</b>	<b>1,794</b>

**2005-06 Game Leaders****Points Leader**

Roby .....	5
Freeman .....	3
Eddy, Hall, Copeland .....	1
Obazuaye, Osborn .....	1

**Rebounds Leader (includes shared)**

Osborn .....	3
Freeman, Obazuaye .....	2
Eddy, Roby, Williams .....	2
Copeland, King-Stockton .....	1

**Offensive Rebounding****(includes shared)**

Freeman .....	5
King-Stockton .....	3
Osborn .....	3
Obazuaye .....	2
Senger .....	2
Ashby, Coleman, Copeland ..	1
Roby, Williams .....	1

**Defensive Rebounding (includes shared)**

Roby .....	6
Obazuaye .....	3
Copeland .....	2
Eddy .....	2
Coleman, Freeman .....	1
King-Stockton, Osborn .....	1

**3-Pointers Made (includes shared)**

Roby .....	7
Osborn .....	5
Copeland .....	4
Hall .....	2
Carder, Freeman .....	1

**Assists Leader**

Hall .....	5
Roby .....	4
Copeland, McGee .....	1
Obazuaye, Osborn .....	1

**Blocks Leaders (includes shared)**

Osborn .....	5
Roby .....	3
Copeland .....	3
Freeman, King-Stockton .....	2
Arrington, Eddy .....	1
Senger, Williams .....	1

**Steals Leader (includes shared)**

Roby .....	5
Coleman .....	3
Freeman .....	3
Copeland, Hall, McGee .....	1
Osborn, Senger .....	1

**Minutes Played**

Roby .....	5
Hall .....	3
Osborn .....	2
Ashby, Copeland, Obazuaye ..	1

**Individual Superlatives****POINTS.....**

29 Roby, Richard vs St. Mary's (11/26/05)  
 22 Roby, Richard at Penn (11/29/05)  
 20 Freeman, Martane at Texas (1/7/06)  
 20 Roby, Richard vs. UC Irvine (11/17/05)  
 20 Copeland, Chris at Penn (11/29/05)  
 20 Copeland, Chris vs UNCW (11/18/05)  
 19 Obazuaye, Jayson vs Mercer (12/22/05)  
 19 Roby, Richard vs Utah (12/07/05)

**FIELD GOALS MADE.....**

10 Roby, Richard vs St. Mary's (11/26/05)  
 9 Obazuaye, Jayson vs Mercer (12/22/05)  
 8 Freeman, Martane at Texas (1/7/06)  
 7 Obazuaye, Jayson vs. Savannah State (1/3/06)  
 7 Eddy, Glean vs. Savannah State (1/3/06)  
 7 Hall, Marcus at TCU (12/20/05)  
 7 Roby, Richard vs Utah (12/07/05)  
 7 Roby, Richard vs Cal Poly (12/03/05)  
 7 Copeland, Chris at Penn (11/29/05)  
 7 Copeland, Chris at Colorado St (11/21/05)

**FIELD GOAL ATT.....**

20 Roby, Richard vs Saint Mary's (11/26/05)  
 17 Roby, Richard vs Utah (12/07/05)  
 14 Freeman, Martane at Texas (1/7/06)

**FG PCT (min 6 made).....**

.900 (9-10) Obazuaye, Jayson vs Mercer (12/22/05)  
 .875 (7-8) Eddy, Glean vs. Savannah State (1/3/06)  
 .750 (6-8) Obazuaye, Jayson at TCU (12/20/05)  
 .750 (6-8) Obazuaye, Jayson vs Cal Poly (12/03/05)  
 .750 (6-8) Freeman, Martane at Colo State (11/21/05)  
 .700 (7-10) Hall, Marcus vs. Savannah State (1/3/06)  
 .700 (7-10) Hall, Marcus at TCU (12/20/05)  
 .571 (8-14) Freeman, Martane at Texas (1/7/06)  
 .500 (6-12) Roby, Richard vs. Dartmouth (12/31/05)

**3 PT FG MADE.....**

5 Osborn, Andy vs. Savannah State (1/3/06)  
 4 Roby, Richard vs Utah (12/07/05)  
 4 Osborn, Andy vs Cal Poly (12/03/05)  
 4 Roby, Richard at Penn (11/29/05)  
 4 Roby, Richard vs Saint Mary's (11/26/05)

**3 PT FG ATTEMPTS.....**

11 Roby, Richard vs Utah (12/07/05)  
 9 Osborn, Andy vs. Savannah State (1/3/06)  
 9 Copeland, Chris vs Utah (12/07/05)  
 9 Osborn, Andy vs Cal Poly (12/03/05)

**3-PT FG PCT (min 4 made).....**

1.000 (4-4) Roby, Richard at Penn (11/29/05)  
 .556 (5-9) Osborn, Andy vs. Savannah St (1/3/06)

**FREE THROWS MADE.....**

8 Roby, Richard at Penn (11/29/05)  
 8 Copeland, Chris vs UNCW (11/18/05)

**FREE THROW ATT.....**

9 Copeland, Chris vs Cal Poly (12/03/05)  
 9 Copeland, Chris vs UNCW (11/18/05)

**FT PCT (min 5 made).....**

1.000 (8-8) Roby, Richard at Penn (11/29/05)  
 1.000 (5-5) Roby, Richard vs St. Mary's (11/26/05)  
 .857 (6-7) Copeland, Chris vs. Savannah St (1/3/06)

**REBOUNDS.....**

10 Roby, Richard vs Utah (12/07/05)  
 10 Osborn, Andy vs Cal Poly (12/03/05)

**ASSISTS.....**

8 Hall, Marcus vs Saint Mary's (11/26/05)  
 7 Hall, Marcus at Colorado State (11/21/05)

**STEALS.....**

5 Hall, Marcus vs. Savannah State (1/3/06)  
 4 Roby, Richard vs. Savannah State (1/3/06)  
 4 Roby, Richard vs. Dartmouth (12/31/05)  
 4 Hall, Marcus at Colorado State (11/21/05)

**BLOCKED SHOTS.....**

3 Copeland, Chris vs. Savannah State (1/3/06)  
 3 Osborn, Andy vs Mercer (12/22/05)  
 3 Senger, Scott vs Mercer (12/22/05)  
 3 Osborn, Andy at TCU (12/20/05)  
 3 Osborn, Andy vs UNC Wilmington (11/18/05)

**TURNOVERS.....**

5 Roby, Richard at TCU (12/20/05)  
 5 Obazuaye, Jayson vs UNCW (11/18/05)

**FOULS.....**

5 Ashby, Julius at Texas (1/7/06)  
 5 Obazuaye, Jayson vs. UC Irvine (12/17/05)  
 5 Obazuaye, Jayson at Colo. State (11/21/05)

**OPPONENT INDIVIDUAL GAME HIGHS****POINTS.....**

34 Morris, Sean at Colorado State (11/21/05)  
 27 Randolph, Javon vs Savannah State (1/3/06)  
 24 Tucker, P.J. at Texas (1/7/06)

**FIELD GOALS MADE.....**

11 Schraeder, Ross vs. UC Irvine (11/17/05)  
 10 Morris, Sean at Colorado State (11/21/05)  
 8 Tucker, P.J. at Texas (1/7/06)

**FIELD GOAL ATT.....**

18 Morris, Sean at Colorado State (11/21/05)  
 17 Tucker, P.J. at Texas (1/7/06)

**FG PCT (min .600).....**

.916 (11-12) Schraeder, Ross UC Irvine (11/17/05)  
 .778 (7-9) Stockalper, Derek vs Cal Poly (12/03/05)  
 .615 (8-13) Randolph, Javon vs Savannah St (1/3/06)

**3 PT FG MADE.....**

9 Morris, Sean at Colorado State (11/21/05)

**3 PT FG ATTEMPTS.....**

16 Morris, Sean at Colorado State (11/21/05)  
 9 Whiten, Dawin vs Cal Poly (12/03/05)  
 9 Osmundson, Eric at Penn (11/29/05)

**3-PT FG PCT (min 3 made).....**

1.00 (3-3) Schraeder, Ross UC Irvine (11/17/05)  
 .750 (3-4) Stockalper, Derek vs Cal Poly (12/03/05)  
 .600 (3-5) Randolph, Javon vs Savannah St (1/3/06)  
 .500 (3-6) Campbell, Nic UC Irvine (11/17/05)

**FREE THROWS MADE.....**

8 Randolph, Javon vs Savannah State (1/3/06)  
 7 Aldridge, LaMarcus at Texas (1/7/06)  
 6 Tucker, P.J. at Texas (1/7/06)  
 6 Danley, Steve at Penn (11/29/05)  
 6 Smith, Jason at Colorado State (11/21/05)

**FREE THROW ATT.....**

10 Danley, Steve at Penn (11/29/05)  
 9 Randolph, Javon vs Savannah State (1/3/06)

**FT PCT (min 5 made).....**

1.000 (5-5) Emerson, Will vs Mercer (12/22/05)  
 1.000 (5-5) Markson, Bryant vs Utah (12/07/05)  
 .889 (8-9) Randolph, Javon vs Savannah St (1/3/06)  
 .778 (7-9) Aldridge, LaMarcus at Texas (1/7/06)

**REBOUNDS.....**

15 Tucker, P.J at Texas (1/7/06)  
 12 Stephenson, Gabe vs Cal Poly (12/03/05)  
 11 Collins, Brett vs Saint Mary's (11/26/05)

**ASSISTS.....**

7 Fitzgerald, Aaron UC Irvine (11/17/05)  
 7 Morris, Micheal at Colorado State (11/21/05)

**STEALS.....**

3 Fitzgerlad, Aaron UC Irvine (11/17/05)  
 3 Smith, Jason at Colorado State (11/21/05)

**BLOCKED SHOTS.....**

3 Leavitt, Coby vs Cal Poly (12/03/05)  
 3 Harrison, Michael at Colorado State (11/21/05)

**TURNOVERS.....**

7 Randolph, Javon vs Savannah State (1/3/06)  
 6 Waters, Montavious vs. Mercer (12/22/05)  
 6 Fitzgerald, Aaron vs. UC Irvine (11/17/05)  
 6 Smith, Jason at Colorado State (11/21/05)  
 6 Wyrick, Beckham vs UNCW (11/18/05)

**FOULS.....**

5 Fells, Darren UC Irvine (11/17/05)

**COLORADO - GAME HIGHS**

POINTS	117	vs Mercer (12/20/05)
	116	vs Savannah State (1/3/06)
FG MADE	47	vs Mercer (12/20/05)
	45	vs Savannah State (1/3/06)
FG ATTEMPTS	78	vs Savannah State (1/3/06)
	75	vs Mercer (12/20/05)
	75	Cal Poly (12/03/05)
FG %	.577 (45-78)	vs Savannah State (1/3/06)
	.525 (32-61)	at Colorado State (11/21/05)
3 PT FG MADE	12	vs Savannah State (1/3/06)
	12	vs Utah (12/07/05)
3 PT FG ATTEMPTS	37	vs Utah (12/07/05)
	27	vs Cal Poly (12/03/05)
3 PT FG %	.632	(47-75) vs Mercer (12/20/05)
	.533	( 8-15) at Penn (11/29/05)
FT MADE	20	vs. UC Irvine (12/17/05)
	17	vs UNC Wilmington (11/18/05)
FT ATTEMPTS	25	vs Cal Poly (12/03/05)
	24	vs Savannah State (1/3/06)
	24	vs. UC Irvine (12/17/05)
	24	vs UNC Wilmington (11/18/05)
FT %	.833	(20-24) vs. UC Irvine (12/17/05)
	.800	(16-20) at Penn (11/29/05)
REBOUNDS	50	at Penn (11/29/05)
	48	vs Dartmouth (12/31/05)
ASSISTS	29	vs Mercer (12/20/05)
	27	vs Savannah State (1/3/06)
STEALS	19	vs Savannah State (1/3/06)
	17	vs UNC Wilmington (11/18/05)
BLOCKED SHOTS	12	vs Mercer (12/20/05)
	10	vs Savannah State (1/3/06)
TURNOVERS	23	at TCU (12/20/05)
	19	vs Dartmouth (12/31/05)
FOULS	26	at Texas (1/7/06)
	26	at TCU (12/20/05)

**COLORADO - GAME LOWS**

POINTS	64	at Texas (1/7/06)
	73	vs Saint Mary's (11/26/05)
FG MADE	22	at Texas (1/7/06)at Texas (1/7/06)
	26	vs UNC Wilmington (11/18/05)
FG ATTEMPTS	56	vs UNC Wilmington (11/18/05)
	57	at TCU (12/20/05), at Penn (11/29/05)
FG %	.310	(22-71) at Texas (1/7/06)
	.411	(30-73) vs Saint Mary's (11/26/05)
3 PT FG MADE	4	vs UNC Wilmington (11/18/05)
	5	vs Dartmouth (12/31/05)
3 PT FG ATTEMPTS	15	at Penn (11/29/05)
	16	vs Dartmouth (12/31/05)
3 PT FG %	.235	(4-17) vs UNC Wilmington (11/18/05)
	.240	(6-15) at Texas (1/7/06)
FT MADE	6	vs Utah (12/07/05)
	7	vs Saint Mary's (11/26/05)
FT ATTEMPTS	11	vs Utah (12/07/05)
	13	vs Saint Mary's (11/26/05)
FT PERCENTAGE	.520	(13-25) vs Cal Poly (12/03/05)
	.538	( 7-13) vs Saint Mary's (11/26/05)
REBOUNDS	32	at Colorado State (11/21/05)
	35	vs. UC Irvine (12/17/05)
ASSISTS	7	at Texas (1/7/06)
	12	vs UNC Wilmington (11/18/05)
STEALS	4	at Texas (1/7/06)
	6	at TCU (12/20/05)
BLOCKED SHOTS	2	vs Saint Mary's (11/26/05)
	2	at Penn (11/29/05)
TURNOVERS	5	vs Cal Poly (12/03/05)
	10	vs Utah (12/07/05)
FOULS	11	vs Cal Poly (12/03/05)
	13	vs Mercer (12/20/05)

**OPPONENT - GAME HIGHS**

POINTS	89	at Texas (1/7/06)
	83	at Colorado State (11/21/05)
FG MADE	30	at Texas (1/7/06)
	30	vs. UC Irvine (12/17/05)
FG ATTEMPTS	75	vs Mercer (12/20/05)
	69	vs Dartmouth (12/31/05)
FG %	.566	(30-53) vs. UC Irvine (12/17/05)
	.520	(26-50) at Colorado State (11/21/05)
3-PT FG MADE	13	at Colorado State (11/21/05)
	12	vs Cal Poly (12/03/05)
3 PT FG ATTEMPT	27	at Penn (11/29/05)
	26	vs Cal Poly (12/03/05)
3 PT FG %	.520	(13-25) at Colorado State (11/21/05)
	.500	(9-18) vs UC Irvine (12/17/05)
FT MADE	21	at Texas (1/7/06)
	18	at Colorado State (11/21/05)
FT ATTEMPTS	32	at Texas (1/7/06)
	30	at TCU (12/20/05)
FT %	.875	(14-16) vs Dartmouth (12/31/05)
	.800	(12-15) vs Savannah State (1/3/06)
REBOUNDS	50	at Texas (1/7/06)
	42	vs Saint Mary's (11/26/05)
ASSISTS	21	vs. UC Irvine (12/17/05)
	20	at Colorado State (11/21/05)
STEALS	8	at Texas (1/7/06)
	8	vs Mercer (12/20/05), at Penn (11/29/05)
BLOCKED SHOTS	6	at Texas (1/7/06)
	6	at Colorado State (11/21/05)
TURNOVERS	28	vs Savannah State (1/3/06)
	26	vs UNC Wilmington (11/18/05)
FOULS	24	vs UNC Wilmington (11/18/05)
	22	vs. UC Irvine (12/17/05)

**OPPONENT - GAME LOWS**

POINTS	52	vs Utah (12/07/05)
	52	vs Savannah State (1/3/06)
	54	vs Saint Mary's (11/26/05)
FG MADE	18	vs Savannah State (1/3/06)
	18	at TCU (12/20/05)
FG ATTEMPTS	50	at Colorado State (11/21/05)
	50	vs Utah (12/07/05)
FG %	.305	(18-59) at TCU (12/20/05)
	.321	(18-56) vs Savannah State (1/3/06)
3-PT FGS MADE	2	vs Utah (12/07/05)
	4	vs Savannah State (1/3/06)
	4	vs Saint Mary's (11/26/05)
3 PT FG ATTEMPTS	10	vs Savannah State (1/3/06)
	14	vs Utah (12/07/05)
3 PT FG %	.143	(2-14) vs Utah (12/07/05)
	.222	(6-27) at Penn (11/29/05)
FT MADE	5	vs UNC Wilmington (11/18/05)
	5	vs Cal Poly (12/03/05)
FT ATTEMPTS	8	vs UNC Wilmington (11/18/05)
	9	vs Cal Poly (12/03/05)
FT %	.476	(10-21) at Penn (11/29/05)
	.500	(8-16) vs Utah (12/07/05)
	.500	(12-24) vs Saint Mary's (11/26/05)
REBOUNDS	26	vs. UC Irvine (12/17/05)
	28	at Colo. St. (11/21/05), at Penn (11/29/05)
ASSISTS	3	vs Savannah State (1/3/06)
	4	vs Saint Mary's (11/26/05)
STEALS	2	vs Cal Poly (12/03/05)
	3	at TCU (12/20/05)
	3	vs UNC Wilmington (11/18/05)
BLOCKED SHOTS	0	vs. UC Irvine (12/17/05)
	1	three teams with one
TURNOVERS	12	at Penn (11/29/05)
	14	at Texas (1/7/06)
FOULS	15	vs Utah (12/07/05)
	16	at Texas (1/7/06)



**Head Coach**  
**Ricardo Patton**  
**10th year**

**PATTON YEAR-BY-YEAR**

Overall				Conference		
Season	W-L	Pct.	Post-season	W-L	Pct.	Finish
2005-06	10-2	.833	-	0-1	.000	-
2004-05	14-15	.483	None	4-12	.250	11th
2003-04	18-11	.621	NIT 1st Round	10-6	.625	4th
2002-03	20-12	.625	NCAA 1st Round	9-7	.563	t-5th
2001-02	15-14	.517	None	5-11	.313	9th
2000-01	15-15	.500	None	5-11	.313	9th
1999-00	18-14	.562	NIT 1st Round	7-9	.438	7th
1998-99	18-15	.545	NIT 2nd Round	7-9	.438	t-7th
1997-98	13-14	.481	None	7-9	.438	t-7th
1996-97	22-10	.688	NCAA 2nd Round	11-5	.688	2nd
1995-96	4-9	.307	None	3-8	.273	8th
<b>Totals</b>	<b>167-132</b>	<b>.559</b>	<b>2 NCAA/3 NIT</b>	<b>68-88</b>	<b>.436</b>	

Patton enters his 10th season with the Buffaloes and ranks second all-time on the school's all-time victories list with 167. He is joined this year by third-year assistant coach **Paul Graham** (North Texas State '74) and first year coaches, **John Anderson** (Stillman College '80) and **Mike Frink** (Colorado '67) ... Frink, who played basketball at CU from 1963-65, is the only former player to be named as an assistant coach in the school's 104-year history ... Director of Basketball Operations **Will Smith** is in his second year with the Buffs, was Patton's first-ever recruit (1996-2000) ... Smith and former CU Buffs player **Bob Bauers** (1965-67) are tied at No. 52 on the school's all-time scoring list with 721 points. What makes this ironic, Bauers was Smith's scholarship donor when Smith played.

**Patton Year-by-Year**

HOME	Overall	Conf.	Non-Conf.
2005-06	7-0	-	7-0
2004-05	9-6	2-6	7-0
2003-04	12-3	7-1	5-2
2002-03	14-1	8-0	6-1
2001-02	12-4	4-4	8-0
2000-01	8-7	2-6	6-1
1999-2000	13-3	6-2	7-1
1998-99	13-3	5-3	8-0
1997-98	11-5	5-3	6-2
1996-97	13-1	7-1	6-0
*1995-96	3-4	2-4	1-0
<b>TOTAL</b>	<b>115-37</b>	<b>48-30</b>	<b>67-7</b>

**PATTON 10-YEAR RESUME AT CU**

- Two NCAA Tournament Appearances (2002-03, 1996-97)
- Three NIT Appearances (2003-04, 1999-2000, 1998-99)
- Two 20-win seasons (20-12, 2002-03; 22-10, 1996-97)
- Two of three schools' 20-win seasons under Patton
- Owns five of CU's 10 18+ winning seasons
- Only coach to defeat Final Four participants (Kansas and Texas) in 2002-03
- First-ever undefeated 8-0 Big 12 Conference season in 2002-03; One of 22 schools nationally unbeaten at home in conference play in 2002-03
- 14 home wins in 2002-03 are the most in history
- three players named Phillips 66/Big 12 Players of the Week, most of any season in 2002-03
- Victory over No. 3 Texas (Feb. 4, 2004) highest win over a ranked team in 12 years; First time defeated four ranked teams (Kansas, Texas, Missouri, Oklahoma State) in the same year (in both polls) in 2002-03; Highest home attendance average in 20 years (8,995) was set in 2002-03

**Honors:** Summer 2000 - Led Big 12 All-Stars to 5-1 record against teams in Austria; *Basketball Times* West Region Coach of the Year, 1996-97; District 8 Coach of the Year, 1996-97

**Former Players in the Pros:** Chauncey Billups, currently with Detroit; David Harrison, currently with Indiana; Jaquay Walls, selected by Indiana, 2000

**Inside the Numbers**

- Home record of 115-37 record (.750)
- 167 career wins is second all-time in CU history

Career Win	Opp.	Coach	Date
1 <sup>st</sup>	vs. Missouri (Norm Stewart),	106-94	Jan. 29, 1996
25 <sup>th</sup>	vs. Texas (Tom Penders),	83-60,	Mar. 1, 1997
50 <sup>th</sup>	vs. Iowa State (Larry Eustachy),	64-44	Jan. 27, 1999
75 <sup>th</sup>	vs. Texas Tech (James Dickey),	88-67	Mar. 4, 2000
100 <sup>th</sup>	vs. Iowa State (Larry Eustachy),	63-61	Jan. 16, 2002
125 <sup>th</sup>	vs. Kansas State (Jim Woolridge),	77-76	Mar. 13, 2003
150 <sup>th</sup>	vs. Gardner-Webb (Rick Scruggs),	97-88	Dec. 28, 2004

AWAY	Overall	Big 12	Non-Conf.
2005-06	2-2	0-1	2-1
2004-05	4-9	2-6	2-3
2003-04	6-7	3-5	3-2
2002-03	3-9	1-7	2-2
2001-02	2-9	1-7	1-2
2000-01	6-6	3-5	3-1
1999-2000	2-10	1-7	1-3
1998-99	2-9	2-6	0-3
1997-98	2-7	2-6	0-1
1996-97	6-6	4-4	2-2
*1995-96	1-4	1-4	-
<b>TOTAL</b>	<b>36-78</b>	<b>20-58</b>	<b>16-20</b>

**NEUTRAL**

Overall	
2005-06	1-0
2004-05	1-1
2003-04	0-1
2002-03	3-2
2001-02	1-1
2000-01	3-3
1999-2000	0-2
1998-99	3-3
1997-98	3-1
1996-97	1-2
*1995-96	0-1
<b>TOTAL</b>	<b>16-17 (.485)</b>

\*replaced Joe Harrington Jan. 16

**The Ricardo Patton File**

**Full Name:**

Ricardo Maurice Patton

**Family:** Wife Jennifer,

sons Ricardo, Jr. (16) and Michael (15)

**Birthdate:** Oct. 23, 1958

**Hometown:** Nashville, Tenn.

**High School:** Hume Fogg (Nashville)

**College:** Belmont '80

**Graduate School:** Trevecca Nazarene '89

**Coaching Career:**

**1996-Present**

Head Coach,  
University of Colorado

**1993-96**

Assistant Coach, University of Colorado

**1991-93**

Assistant Coach, Tennessee State

**1990-91**

Assistant Coach, Arkansas-Little Rock

**1988-90**

Assistant Coach,  
Middle Tennessee State

**1986-87**

Head Coach,  
Hillwood High School

**1985-86**

Head Coach,  
Two Rivers Middle School



**Paul Graham**  
**3rd year**  
**Assistant Coach**



**Mike Frink**  
**1st year**  
**Assistant Coach**



**John Anderson**  
**1st year**  
**Assistant Coach**



**Will Smith, 2nd year**  
**Director of Basketball**  
**Operations**



## #1 Glean Eddy

6-6 • 215 • Senior • Forward

Nashville, Tenn./National Christian Academy [Md.]

Majoring in ethnic studies

**2005-06 NOTES:** Averaging nine minutes a game with 3.5 points and 2.6 rebounds ... Best game this season came in a reserve role with a career-best 17 points and nine rebounds against Savannah State (Jan. 3), also netted a best three 3-pointers in 21 minutes ... Other highlights was a team-best seven rebounds at TCU (Dec. 20) ... Season-high 18 minutes off the bench four points, two assists, one steal against the Horned Frogs ... Has participated in every

game during his career (101) and ranks first for consecutive games played without fouling out (second overall for most games played, Blair Wilson is first with 119 games) with 1,513 consecutive minutes ... Has over 300 career rebounds (360) and ranks 42nd in team history ... One of two players returning (Copeland) with over 300 career rebounds.

**2005-06 PRESEASON NOTES:** One of 10 seniors on this year's team ... One of four seniors who has played the previous three seasons in a Buffs uniform ... Has finished with four fouls, three times ... Has recorded 11 games in double-digits and three games with 10 or more rebounds in a game ... Eleven career starts averaging 7.5 points and 6.3 rebounds ... A consistent free throw shooter over his career (.716).

**Coach Patton says,** "We're looking for a lot of leadership from Glean. He has shown the ability to be a solid rebounder; and we're looking for him to become more of a consistent rebounder and making open shots."

**2004-05:** Tied for 15<sup>th</sup> in the Big 12 Conference only games in offensive rounding (2.19) ... Season-best and career-high 13 points and 33 minutes played at Missouri (Feb. 22) ... Also grabbed 10 rebounds against the Tigers ... In addition to his double-double at Mizzou recorded his first career double with 12-point, 11-rebound effort in overtime win at Iowa State (Jan. 22) ... The win over the Cyclones helped CU win in Ames for the first time since Feb. 19, 1991 ... Scored a team-high 12 points and tied a career-best five field goals at Iowa State ... Earned CU

Points			
Season	17	Savannah State	01/03/06
Career	17	Savannah State	01/03/06
Big 12	13	at Missouri	2/22/05
Field Goals			
Season	7	Savannah State	01/03/06
Career	7	Savannah State	01/03/06
Big 12	5	three times	
Field Goal Attempts			
Season	8	Savannah State	01/03/06
Career	12	at Missouri	2/22/05
Big 12	12	at Missouri	2/22/05
Three-Point Field Goals			
Season	3	Savannah State	01/03/06
Career	3	Savannah State	01/03/06
Big 12	2	twice	
Three-Point Attempts			
Season	4	Savannah State	01/03/06
Career	4	four times	
Big 12	4	twice	
Free Throws			
Season	4	at TCU	12/20/05
Career	10	at Colorado State	12/10/03
Big 12	6	twice	
Free Throw Attempts			
Season	4	at TCU	12/20/05
Career	11	at Colorado State	12/10/03
Big 12	10	Oklahoma	2/25/04
Offensive Rebounds			
Season	2	three times	
Career	6	twice	
Big 12	6	twice	
Defensive Rebounds			
Season	7	Savannah State	01/03/06
Career	7	Savannah State	01/03/06
Big 12	6	four times	
Rebounds			
Season	9	Savannah State	01/03/06
Career	12	Kansas	1/15/05
Big 12	12	Kansas	1/15/05
Assists			
Season	2	twice	12/7/05
Career	5	Oklahoma	2/25/04
Big 12	5	Oklahoma	2/25/04
Blocked Shots			
Season	1	twice	
Career	4	at Missouri	2/1/03
Big 12	4	at Missouri	2/1/03
Steals			
Season	1	five times	
Career	3	at Colorado State	12/10/03
Big 12	2	three times	
Minutes Played			
Season	21	Savannah State	1/03/06
Career	33	at Missouri	2/22/05
Big 12	33	at Missouri	2/22/05

### Game-by-Game Stats

Game	GS	Min	FGs	3FGs	FTs	O-D-Reb	Pf	A	To	BL	ST	Pts
UNC WILMINGTON	-	8	1-1	0-0	1-2	2-0-2	0	0	0	0	0	3
at Colorado State	-	1	0-0	0-0	0-0	0-0-0	0	0	0	0	0	0
vs. Saint Mary's	-	5	1-3	1-2	0-0	1-1-2	0	0	0	0	0	3
at Penn	-	5	0-1	0-1	0-1	1-1-2	1	0	0	0	0	0
CAL POLY	-	7	1-4	0-1	1-2	0-0-0	0	0	0	0	1	3
UTAH	-	8	2-2	1-1	1-1	0-1-1	0	2	0	0	0	6
UC IRVINE	-	6	0-1	0-0	0-0	1-0-1	1	0	1	0	1	0
at TCU	-	18	0-2	0-2	4-4	2-5-7	2	2	3	0	1	4
MERCER	-	12	2-3	1-2	0-0	1-1-2	1	1	1	0	1	5
DARTMOUTH	-	11	0-0	0-0	1-2	1-4-5	1	1	1	1	1	1
SAVANNAH STATE	-	21	7-8	3-4	0-0	2-7-9	0	0	2	0	0	17
at Texas	-	5	0-1	0-1	0-1	0-0-0	2	0	0	1	0	0

### Career Statistics

Year	GP	GS	Min	Avg	FG	FGA	Pct	3FG	3FGA	3Pct	FT	FTA	%	O	D	T	Avg	PF	FO	A	T	BS	ST	TP	Avg
2005-06	12	0	107	8.9	14	26	.538	6	14	.429	8	13	.615	11	20	31	2.6	8	0	6	8	2	5	42	3.5
2004-05	30	9	547	18.2	46	119	.387	4	27	.148	62	83	.747	50	80	130	4.2	49	0	31	42	5	14	158	5.3
2003-04	29	1	455	15.7	44	101	.436	13	38	.342	45	68	.662	40	63	103	3.6	37	0	28	31	6	11	146	5.0
2002-03	32	1	430	13.4	33	92	.359	10	44	.227	37	50	.740	34	62	96	3.0	40	0	13	39	10	13	113	3.5
<b>TOTALS</b>	<b>103</b>	<b>11</b>	<b>1539</b>	<b>14.9</b>	<b>137</b>	<b>338</b>	<b>.405</b>	<b>33</b>	<b>123</b>	<b>.268</b>	<b>152</b>	<b>214</b>	<b>.710</b>	<b>135</b>	<b>225</b>	<b>360</b>	<b>3.5</b>	<b>134</b>	<b>0</b>	<b>78</b>	<b>120</b>	<b>23</b>	<b>43</b>	<b>459</b>	<b>4.5</b>

### Big 12 Statistics

Year	GP	GS	Min	Avg	FG	FGA	Pct	3FG	3FGA	3Pct	FT	FTA	%	O	D	T	Avg	PF	FO	A	T	BS	ST	TP	Avg
2005-06	1	0	5	5.0	0	1	.000	0	1	.000	0	1	.000	0	0	0	.000	2	0	0	0	1	0	0	0.0
2004-05	16	6	333	20.8	32	75	.427	4	18	.222	33	47	.702	35	49	84	5.3	32	0	20	27	1	7	101	6.3
2003-04	16	0	215	13.4	20	45	.444	9	23	.348	21	32	.656	15	29	44	2.8	16	0	17	14	3	4	69	4.3
2002-03	16	1	266	16.6	19	57	.333	5	29	.172	22	28	.786	21	39	60	3.8	27	0	7	21	8	10	65	4.1
<b>TOTALS</b>	<b>49</b>	<b>7</b>	<b>819</b>	<b>16.7</b>	<b>71</b>	<b>178</b>	<b>.399</b>	<b>18</b>	<b>71</b>	<b>.254</b>	<b>76</b>	<b>108</b>	<b>.704</b>	<b>71</b>	<b>117</b>	<b>188</b>	<b>3.9</b>	<b>77</b>	<b>0</b>	<b>44</b>	<b>62</b>	<b>13</b>	<b>21</b>	<b>235</b>	<b>4.8</b>

### Big 12 Post-Season Statistics

Year	GP	GS	Min	Avg	FG	FGA	Pct	3FG	3FGA	3Pct	FT	FTA	%	O	D	T	Avg	PF	FO	A	T	BS	ST	TP	Avg
2004-05	2	0	17	8.5	0	1	.000	0	1	.000	4	4	1.000	3	1	4	2.0	0	0	1	0	0	1	4	2.0
2003-04	1	0	16	16.0	4	7	.571	2	2	1.00	0	0	.000	2	0	2	2.0	2	0	0	1	0	1	10	10.0
2002-03	2	0	30	15.0	2	4	.500	2	2	1.00	3	4	.750	0	3	3	1.5	2	0	0	1	0	0	9	4.5
<b>TOTALS</b>	<b>5</b>	<b>0</b>	<b>63</b>	<b>12.6</b>	<b>6</b>	<b>12</b>	<b>.500</b>	<b>4</b>	<b>5</b>	<b>.800</b>	<b>7</b>	<b>8</b>	<b>.875</b>	<b>5</b>	<b>4</b>	<b>9</b>	<b>1.8</b>	<b>4</b>	<b>0</b>	<b>1</b>	<b>2</b>	<b>0</b>	<b>2</b>	<b>23</b>	<b>4.6</b>



**#2 Billy Boidock**  
**6-0 • 160 • Senior • Guard**  
**Dallas, Texas/Bishop Lynch HS**

**2005-06 NOTES:** Played in four games this season (Savannah State, Mercer, at TCU, Utah) ... Is a crowd favorite ... Fired up a made 3-pointer in closing seconds against the Utes Dec. 7) ... Scores two points with two rebounds against Mercer (Dec. 22) ... One assist against Savannah State (Jan. 3) in three minutes ... One of 10 seniors on this year's

team ... Has lettered three seasons as a walk-on ... Played in 10 games over his four seasons ... Is a mechanical engineering major with an influence in alternative energy and energy management ... Took 19 credit hours during the fall semester.

**Coach Patton says,** "One of my all-time favorite guys; just a joy to be around every day."

**2004-05:** Played in two games, South Dakota State (Feb. 14) and at Missouri (Feb. 22) ... Scored a career-best four points against South Dakota State on two-for-two shooting from the field ... Also collected two steals.

**2003-04:** Played in two home wins over Savannah State (Jan. 8) and Northern Colorado (Jan. 10) ... Saw a total of seven minutes over two games.

Season/Career Highs			
<b>Points</b>			
Career	4	South Dakota State	2/14/05
<b>Rebounds</b>			
Career	1	North Texas	12/23/02
<b>Defensive Rebounds</b>			
Career	1	twice	
<b>Field Goals</b>			
Career	2	South Dakota State	2/14/05
<b>Field Goal Attempts</b>			
Career	2	South Dakota State	2/14/05
<b>Three-Point Attempts</b>			
Career	1	Utah	12/7/05
	1	Iowa State	2/8/03
<b>Assists</b>			
Career	1	Savannah State	1/3/06
<b>Steals</b>			
Career	2	twice	
<b>Turnovers</b>			
Career	1	Savannah State	1/8/04
<b>Minutes Played</b>			
Career	5	South Dakota State	2/14/05
Big 12	1	Iowa State	2/8/03



**#3 Kyle Carder**  
**6-4 • 180 • Freshman • Forward**  
**Joplin, Mo./Joplin HS**

**2005-06:** Has played in three games this season (Savannah State, Mercer, Cal Poly) ... Scored a career-high 13 points with three 3-pointers (5-of-6 FGs) in 16 minutes against Mercer (Dec. 22) ... Recorded his first collegiate points with 3-pointer against Cal Poly (Dec. 3) ... Also grabbed a rebound in four minutes played against the Mustangs ... Played six minutes against Savannah State (Jan. 3) with a made 3-pointers and one assist.

**Coach Patton says,** "Kyle played on a great high school team and is a great addition to our Class of 2005."

**ACADEMICS:** Is an open option major in Colorado's College of Arts and Sciences ... Interested in business.

**HIGH SCHOOL :** Lettered twice in basketball and once in baseball ... Member of 2003 baseball team that finished second in the state.

**PERSONAL:** Born Odes Kyle Carder on June 9, 1986 in Joplin, Missouri ... Son of Michael and Cyndy Carder ... Older sister, Brett is a junior at the University of Missouri ... Enjoys playing golf in his spare time.



**#35 Chase Perkowski**  
**6-2 • 185 • Freshman • Guard**  
**San Juan Capistrano, Calif.**  
**Santa Margarita Catholic HS**

**2005-06:** Played three minutes against Mercer (Dec. 22) with four points, one rebound ... Played another three minutes against Savannah State (Jan. 3).

**Coach Patton says,** "Chase played on a terrific high school team; he's a non-scholarship player that has the potential to earn a scholarship in the future."

**ACADEMICS:** Intended college major is business.

**HIGH SCHOOL:** Lettered four years ... Member of a pair of California Interscholastic Federation (CIF) titles ... Junior year also won league title ... Senior season was the starting point guard averaging nine points, seven rebounds, five assists that went 27-5 ... Earned first-team Sera League honors; second team All-C.I.F. ... Junior season averaged seven points a game on a team that went 29-4 ... Also earned scholar athlete award accolades during his senior season.

**PERSONAL:** Born Chase Andrew Perkowski on October 15, 1986 ... Son of Erik and Karen Perkowski ... Is the youngest of four children, has two older brothers, Luke (masters degree at CU) and Alex; sister, Brittney, plays soccer at the United States Air Force Academy; mother played tennis at U.S.C. ... Lists beating high school rival, Mater Dei, ranked No.23 nationally by scoring 13 points, 10 rebounds, five assists ... Future aspirations include going to law school ... Enjoys surfing and water skiing ... Did not play basketball his sophomore high school year due to knee surgery (out 11 months).



## #4 Andy Osborn

6-9 • 225 • Senior • Forward

Longmont, Colo./Longmont HS

Majoring in sociology with a minor in business

**2005-06 NOTES:** Averaging 9.5 points and 4.3 rebounds ... Second overall in 3-pointers made (22) ... Tied for third in team scoring ... Has led CU on the boards three times and once in scoring ... Six times with 10 or more points ... Collected his second career double-double at CU with 17 pts., 10 rebounds against Cal Poly (four at Loyola Marymount) ...

A season-best five 3-pointers against Savannah State (Jan. 3) in only 12 minutes.

**2005-06 PRESEASON NOTES:** One of 10 seniors and one of four players that saw significant time as a junior-transfer last season ... Averaged 8.2 points and 4.4 rebounds in 26 games played with 14 starts ... Started the last 12 games of the season averaging 11.1 points and 5.2 rebounds ... Made 29 3-pointers during that span; 45 treys ranked third overall in 2004-05 ... Three-point threat from anywhere on the floor, also crashes the boards and finishes around the basket. **Coach Patton says,** "His success will depend on his ability to stay healthy."

**2004-05:** Named to the Big 12 All-Newcomer team, a CU first since the 2001-02 season ... Finished the Big 12 (all games) in 3-point field goals made (1.73) and eighth in conference games only in treys made (2.00) ... Finished the season with 26 games with 14 starts, including the last 12 games of the season - His five treys against the Cowboys was a team-high and helped CU establish 17 for the game, a school record ... First career double-double at CU was 14 points, 10 rebounds in home win over Texas (Feb. 8) ... Netted 11 games over 10 or points, nine times against the Big 12 Conference ... Finished the last 10 games of the season scoring double-digits in eight of those ... Was third in 3-pointers made (45) and fourth in 3-pointer attempts (110) ... Was fifth in team rebounding (121) and one of five players who scored over 200 points ... Scored CU's last four points, including game-winning 3-pointer with 13 seconds remaining to beat Iowa State (Jan. 22) in overtime. It was the first CU victory in Ames since 1991 ... Came off the bench to score 19 points with a season-best seven field goals, including five 3-pointers against Oklahoma State (Jan. 30) ... Career-best eight rebounds (all defensive) at Iowa State ... Six games with over 14 points (Kansas State, Texas A&M, South Dakota State, Texas, Oklahoma State, Gardner-Webb) ... Missed four games with a ligament tear in his left foot.

### Game-by-Game Stats

Game	GS	Min	FGs	3FGs	FTs	O-D-Reb	Pf	A	To	BL	ST	Pts
UNC WILMINGTON	*	34	4-10	0-4	2-2	3-5-8	3	1	0	3	3	10
at Colorado State	*	25	4-7	3-6	0-0	0-0-0	4	1	2	0	0	11
vs. Saint Mary's	*	23	1-7	0-4	1-3	1-2-3	1	1	1	0	1	3
at Penn	*	21	3-7	2-4	0-0	0-4-4	3	0	3	0	0	8
CAL POLY	*	32	6-11	4-9	1-2	5-5-10	0	1	1	2	0	17
UTAH	*	24	3-7	1-5	0-0	2-2-4	3	1	2	1	1	7
UC IRVINE	*	29	3-9	1-5	3-4	3-4-7	0	2	0	0	0	10
at TCU	*	16	2-4	2-4	0-0	1-1-2	2	3	0	3	0	6
MERCER	*	10	3-3	2-2	0-0	0-3-3	2	0	0	3	1	8
DARTMOUTH	*	25	5-10	1-5	1-1	1-3-4	2	3	2	1	1	12
SAVANNAH STATE	*	12	5-9	5-9	0-0	1-2-3	0	2	0	1	0	15
at Texas	*	28	2-9	1-6	2-2	2-2-4	4	1	0	1	1	7

### Career Statistics

Year	GP	GS	Min	Avg	FG	FGA	Pct	3FG	3FGA	3Pct	FT	FTA	%	O	D	T	Avg	PF	FO	A	T	BS	ST	TP	Avg
2005-06	12	12	279	23.3	41	93	.441	22	63	.349	10	14	.714	19	33	52	4.3	24	0	16	11	15	7	114	9.5
2004-05	26	14	530	20.4	76	176	.432	45	110	.409	16	23	.696	34	87	121	4.7	67	3	34	30	15	7	213	8.2
<b>TOTALS</b>	<b>38</b>	<b>26</b>	<b>809</b>	<b>21.3</b>	<b>117</b>	<b>269</b>	<b>.435</b>	<b>67</b>	<b>173</b>	<b>.387</b>	<b>26</b>	<b>37</b>	<b>.703</b>	<b>53</b>	<b>120</b>	<b>173</b>	<b>4.6</b>	<b>91</b>	<b>3</b>	<b>50</b>	<b>41</b>	<b>30</b>	<b>14</b>	<b>327</b>	<b>8.6</b>

### Big 12 Conference Statistics

Year	GP	GS	Min	Avg	FG	FGA	Pct	3FG	3FGA	3Pct	FT	FTA	%	O	D	T	Avg	PF	FO	A	T	BS	ST	TP	Avg
2005-06	1	1	28	28.0	2	9	.222	1	6	.167	2	2	1.000	2	2	4	4.0	4	0	1	0	1	0	7	7.0
2004-05	15	9	355	23.7	51	117	.436	30	71	.423	10	14	.714	25	48	73	4.9	46	3	17	18	9	3	142	9.5
<b>TOTALS</b>	<b>16</b>	<b>10</b>	<b>383</b>	<b>24.0</b>	<b>53</b>	<b>126</b>	<b>.421</b>	<b>31</b>	<b>77</b>	<b>.403</b>	<b>12</b>	<b>16</b>	<b>.750</b>	<b>27</b>	<b>50</b>	<b>77</b>	<b>4.8</b>	<b>50</b>	<b>3</b>	<b>18</b>	<b>18</b>	<b>10</b>	<b>3</b>	<b>149</b>	<b>9.3</b>

### Big 12 Post-Season Statistics

Year	GP	GS	Min	Avg	FG	FGA	Pct	3FG	3FGA	3Pct	FT	FTA	%	O	D	T	Avg	PF	FO	A	T	BS	ST	TP	Avg
2004-05	2	2	52	26.0	7	16	.438	4	11	.364	5	6	.833	3	10	13	6.5	5	0	1	2	0	0	23	11.5

### Osborn - Loyola Marymount

Year	GP	GS	Min	Avg	FG	FGA	Pct	3FG	3FGA	3Pct	FT	FTA	%	O	D	T	Avg	PF	FO	A	T	BS	ST	TP	Avg
2002-03	31	18	672	21.7	110	253	.435	39	108	.361	49	70	.700	38	80	118	3.8	87	3	35	37	13	14	308	9.9
2001-02	29	26	677	23.3	112	248	.452	28	91	.308	41	54	.759	44	108	152	5.2	87	3	27	39	15	17	293	10.1
<b>TOTAL</b>	<b>60</b>	<b>44</b>	<b>1349</b>	<b>22.5</b>	<b>222</b>	<b>501</b>	<b>.443</b>	<b>67</b>	<b>199</b>	<b>.337</b>	<b>90</b>	<b>124</b>	<b>.726</b>	<b>82</b>	<b>188</b>	<b>270</b>	<b>4.5</b>	<b>174</b>	<b>6</b>	<b>62</b>	<b>76</b>	<b>28</b>	<b>31</b>	<b>601</b>	<b>10.0</b>

### Points

Season	17	Cal Poly	12/3/05
Career	*23	at Cal State Northridge	12/19/02
Big 12	19	Oklahoma State	1/30/05

### Field Goals

Season	6	Cal Poly	12/3/05
Career	*9	at Cal State Northridge	12/19/02
Big 12	7	Oklahoma State	1/30/05

### Field Goal Attempts

Season	11	Cal Poly	12/3/05
Career	*15	UC Irvine	11/28/01
Big 12	14	Iowa State	3/5/05

### Three-Point Field Goals

Season	5	Savannah State	1/03/06
Career	*5	four times	
Big 12	5	twice	

### Three-Point Attempts

Season	9	twice	
Career	10	Iowa State	3/5/05
Big 12	10	Iowa State	3/5/05

### Free Throws

Season	3	UC Irvine	12/17/05
Career	*7	twice, recent, at Portland	1/11/03
Big 12	4	Texas	3/10/05

### Free Throw Attempts

Season	4	UC Irvine	12/17/05
Career	*12	at Portland	1/11/03
Big 12	4	Texas	2/8/05, 3/10/05

### Offensive Rebounds

Season	5	Cal Poly	12/3/05
Career	6	Texas	2/8/05
Big 12	6	Texas	2/8/05

### Defensive Rebounds

Season	5	twice	
Career	8	at Iowa State	1/22/05
Big 12	8	at Iowa State	1/22/05

### Rebounds

Season	10	Cal Poly	12/3/05
Career	*12	Mississippi State	11/14/01
Big 12	10	Texas	2/8/05

### Assists

Season	3	twice	
Career	*4	5x, recent, Iowa State	3/5/05
Big 12	4	twice	

### Blocked Shots

Season	3	three times	
Career	*3	six times	
Big 12	2	twice	

### Steals

Season	3	UNC Wilmington	11/18/05
Career	3	UNC Wilmington	11/18/05
Big 12	1	three times	

### Minutes Played

Season	34	UNC Wilmington	11/18/05
Career	*37	at Portland	1/11/03
Big 12	34	Iowa State	3/5/05

\* played his freshman and sophomore years at Loyola Marymount



**#5 Jayson Obazuaye**  
**6-2 • 205 • Senior • Guard**  
**San Jose, Calif./Andrew Hill HS**

Double majoring in ethnic studies and sociology

**2005-06:** Has started every game this season ... Tied for third in team scoring averaging 9. 5 points and third in rebounding 4.8 ... Third in team rebounding (58) ... Has played 98 career games with a team-best 59 starts over four years ... Has started 59 of the last 62 games, last 19 in a row ... Ranks 33rd in minutes played (1,794) ... Netted career-high 19 points against Mercer (Dec.22) ... Three times has scored 13 points against at

TCU (Dec. 20), UC Irvine (Dec. 17) and Cal Poly (Dec. 3).

**2005-06 PRESEASON NOTES:** One of 10 seniors on this year's team ... One of four scholarship seniors who has played previous three seasons in a Buffs uniform ... Fourth overall in team scoring with 8.9 ppg. last season ... Was third overall with 53 assists and one of three players to play all 30 games in 2004-05 ... Runs the floor well with good range from the perimeter; also plays solid defensive.

**Coach Patton says,** "He's the warrior of the group; hard to keep him off the floor with the intensity that he brings."

**2004-05:** Played in all 30 games with 29 starts ... Averaged 8.9 points, 3.0 rebounds, 1.8 assists ... Ranked third in assists (53) ... Career-best 18 points with seven field goals made against Oklahoma State (March 11) in Big 12 Tournament ... Regular season high 16 points at Missouri (Feb. 22) and 15 points against Kansas State (Feb. 26) that included a career-high seven field goals made ... Season-best five assists against Oklahoma State ... Averaged 8.1 points and 3.0 rebounds in 16 Big 12 games ... Scored 16 points twice at Richmond (Jan. 4) and UMKC (Dec. 21) ... Five times scored over 15 points ... Netted 10 or more points, 13 times.

**Game-by-Game Stats**

Game	GS	Min	FGs	3FGs	FTs	O-D-Reb	Pf	A	To	BL	ST	Pts
UNC WILMINGTON	*	31	5-10	0-2	2-6	2-5-7	2	3	5	1	2	12
at Colorado State	*	24	3-9	0-1	1-2	2-3-5	5	3	2	0	2	7
vs. Saint Mary's	*	14	1-5	0-0	1-2	1-3-4	2	0	3	0	0	3
at Penn	*	31	2-9	0-1	0-0	2-7-9	2	2	2	0	0	4
CAL POLY	*	25	6-8	0-0	1-3	3-1-4	0	1	0	1	1	13
UTAH	*	14	1-6	0-0	0-2	2-1-3	0	0	0	0	0	2
UC IRVINE	*	23	6-9	1-2	0-0	1-3-4	5	4	1	0	2	13
at TCU	*	23	6-8	0-0	1-2	2-5-7	2	2	2	0	0	13
MERCER	*	18	9-11	0-1	1-4	0-4-4	0	3	0	1	0	19
DARTMOUTH	*	20	3-5	0-0	3-4	1-2-3	2	2	3	1	2	9
SAVANNAH STATE	*	15	7-10	0-0	1-1	3-1-4	0	2	1	0	0	15
at Texas	*	18	1-5	1-2	1-2	2-2-4	2	2	1	0	0	4

**Career Statistics**

Year	GP	GS	Min	Avg.	FG	FGA	Pct	3FG	3FGA	3Pct	FT	FTA	%	O	D	T	Avg.	Pf	FO	A	T	BS	ST	TP	Avg.
2005-06	12	12	256	21.3	50	95	.526	2	9	.222	12	28	.429	21	37	58	4.8	22	2	24	20	4	9	114	9.5
2004-05	30	29	741	24.7	103	252	.409	12	35	.343	49	110	.445	35	55	90	3.0	48	2	55	45	6	11	267	8.9
2003-04	29	17	511	17.6	64	151	.424	5	19	.263	26	53	.491	23	37	60	2.1	43	0	43	41	0	10	159	5.5
2002-03	27	1	286	10.6	32	77	.416	1	12	.083	14	32	.438	8	19	27	1.0	27	0	14	34	6	8	79	2.9
<b>TOTALS</b>	<b>98</b>	<b>59</b>	<b>1794</b>	<b>18.3</b>	<b>249</b>	<b>575</b>	<b>.433</b>	<b>20</b>	<b>75</b>	<b>.267</b>	<b>101</b>	<b>223</b>	<b>.453</b>	<b>87</b>	<b>144</b>	<b>235</b>	<b>2.4</b>	<b>140</b>	<b>4</b>	<b>136</b>	<b>140</b>	<b>16</b>	<b>38</b>	<b>619</b>	<b>6.3</b>

**Big 12 Conference Statistics**

Year	GP	GS	Min	Avg.	FG	FGA	Pct	3FG	3FGA	3Pct	FT	FTA	%	O	D	T	Avg.	Pf	FO	A	T	BS	ST	TP	Avg.
2005-06	1	1	18	18.0	1	5	.200	1	2	.500	1	2	.500	2	2	4	4.0	2	0	2	1	0	0	4	4.0
2004-05	16	16	387	24.2	53	129	.411	4	13	.308	19	47	.404	21	27	48	3.0	28	1	25	25	1	7	129	8.1
2003-04	16	14	306	19.1	36	93	.387	0	5	.000	12	26	.462	12	24	36	2.3	30	0	31	28	0	4	84	5.3
2002-03	14	1	152	10.9	16	40	.400	0	3	.000	6	18	.333	6	13	19	1.4	14	0	9	21	2	5	38	2.7
<b>TOTALS</b>	<b>47</b>	<b>32</b>	<b>881</b>	<b>18.8</b>	<b>106</b>	<b>267</b>	<b>.397</b>	<b>5</b>	<b>23</b>	<b>.217</b>	<b>38</b>	<b>93</b>	<b>.409</b>	<b>41</b>	<b>66</b>	<b>107</b>	<b>2.3</b>	<b>74</b>	<b>1</b>	<b>67</b>	<b>75</b>	<b>3</b>	<b>16</b>	<b>255</b>	<b>5.4</b>

**Big 12 Post-Season Statistics**

Year	GP	GS	Min	Avg.	FG	FGA	Pct	3FG	3FGA	3Pct	FT	FTA	%	O	D	T	Avg.	Pf	FO	A	T	BS	ST	TP	Avg.
2004-05	2	2	44	22.0	8	17	.471	0	1	.000	4	9	.444	1	3	4	2.0	5	0	5	2	0	1	20	10.0
2003-04	1	0	17	17.0	3	6	.500	0	0	.000	0	0	.000	0	0	0	0.0	1	0	1	1	0	0	6	6.0
2002-03																									
<b>TOTALS</b>	<b>3</b>	<b>2</b>	<b>61</b>	<b>20.3</b>	<b>11</b>	<b>23</b>	<b>.478</b>	<b>0</b>	<b>1</b>	<b>.000</b>	<b>4</b>	<b>9</b>	<b>.444</b>	<b>1</b>	<b>3</b>	<b>4</b>	<b>1.3</b>	<b>6</b>	<b>0</b>	<b>6</b>	<b>3</b>	<b>0</b>	<b>1</b>	<b>26</b>	<b>8.6</b>

**Points**

Season	19	Mercer	12/22/05
Career	19	Mercer	12/22/05
Big 12	18	Oklahoma State	3/11/05

**Field Goals**

Season	9	Mercer	12/22/05
Career	9	Mercer	12/22/05
Big 12	7	twice	

**Field Goal Attempts**

Season	11	Mercer	12/22/05
Career	14	at Iowa State	1/22/05
Big 12	14	at Iowa State	1/22/05

**Three-Point Field Goals**

Season	1	two times	
Career	3	at Oregon State	12/4/04
Big 12	2	at Missouri	2/22/05

**Three-Point Attempts**

Season	2	three times	
Career	4	twice	
Big 12	2	four times	

**Free Throws**

Season	3	Dartmouth	12/31/05
Career	6	twice	
Big 12	4	twice	

**Free Throw Attempts**

Season	6	UNC Wilmington	11/18/05
Career	11	Northwestern	11/28/04
Big 12	10	at Missouri	2/22/05

**Offensive Rebounds**

Season	3	twice	
Career	4	at Iowa State	1/22/05
Big 12	4	at Iowa State	1/22/05

**Defensive Rebounds**

Season	5	twice	
Career	5	College of Charleston	11/15/04
Big 12	4	three times	

**Rebounds**

Season	9	at Penn	11/29/05
Career	7	UNC Wilmington	11/18/05
Big 12	6	twice	

**Assists**

Season	4	UC Irvine	12/17/05
Career	5	twice	
Big 12	5	twice	

**Blocked Shots**

Season	1	three times	
Career	2	three times	
Big 12	1	three times	

**Steals**

Season	2	four times	
Career	2	seven times	
Big 12	2	twice	

**Minutes Played**

Season	31	twice	
Career	39	at Iowa State	1/22/05
Big 12	39	at Iowa State	1/22/05



### #10 Scott Senger

6-7 • 230 • Senior • Forward

Louisville, Colo./Monarch HS

Majoring in business ... 2003-04 All-Big 12

academic first ... Dean's List 2001

**2005-06 NOTES:** Seen action in 10 of 12 games ... Has 24 points (2.2 ppg.) and 25 rebounds (2.3 rpg.) ... Grabbed a career-best five rebounds (four offensive) against Mercer (Dec. 22) and Saint Mary's (Nov. 26) ... Season-best eight points with career-high 15 minutes played against Mercer (Dec. 22)

... Also added career-high in assists (3) and steals (3) against the Bears ... Hauled down another five rebounds versus UC Irvine (Dec. 17) and scored four points against UC Irvine ... Made his first career free throws (two) against the Anteaters ... Returns for his third year ... Three-year letterwinner ... One of six seniors returning who has played in the CU system the last three years ... Provides depth, strength and game experience in a reserve role ... Sister, Lindsay, a CU junior, plays on the women's golf team.

**Coach Patton says,** "Scott does a nice job for us; another senior who will give us depth at the power forward position."

**2004-05:** Saw consecutive minutes played at Missouri (Feb. 22) and South Dakota State (Feb. 14) with 14 and 11 minutes, respectively ... Career-best 14 minutes at Mizzou scoring two points with three rebounds ... Added four points and two broads against South Dakota State ... Played in 14 games with 3-of-6 shooting from the field with eight rebounds ... Named to his second consecutive Big 12 academic team earning second team honors ... Has never fouled out in collegiate career; once finished with four fouls in a single game.

**2003-04:** Saw action in 17 games with over six minutes a game ... Scored a career-high 12 points off the bench in home win over Northern Colorado (Jan. 10) ... Also tallied career-highs in field goals (6) and rebounding (5) against the Bears ... Averaged 1.6 points and 1.0 rebounds a game ... Career-best 13 minutes vs. Savannah State (Jan. 8) and added 11 minutes at Kansas (Jan. 25) ... Had two steals against Kansas (Jan. 25) ... Shot 55.6 percent from the field (15-of- 27) ... Scored six points with three rebounds in nine minutes at Missouri (Feb. 10) ... Gained experience by appearing in eight Big 12 games .... Made season debut with eight minutes off the bench at Cal Poly (Nov. 26) scoring two points and two rebounds.

#### Game-by-Game Stats

Game	GS	Min	FGs	3FGs	FTs	O-D-Reb	Pf	A	To	BL	ST	Pts
UNC WILMINGTON	-	2	0-0	0-0	0-0	0-0-0	0	0	0	0	1	0
at Colorado State	did not play											
vs. Saint Mary's	-	10	2-3	0-0	0-0	4-1-5	0	0	0	0	0	4
at Penn	-	8	0-0	0-0	0-0	0-2-2	1	0	0	0	1	0
CAL POLY	-	3	0-1	0-0	0-0	0-0-0	0	0	1	0	0	0
UTAH	-	2	0-0	0-0	0-0	1-0-1	0	0	1	0	0	0
UC IRVINE	-	6	1-4	0-0	2-2	3-2-5	0	1	1	0	0	4
at TCU	-	6	0-0	0-0	2-2	0-1-1	1	1	1	0	0	2
MERCER	-	15	3-4	0-0	2-2	4-1-5	1	3	1	3	3	8
DARTMOUTH	-	8	1-2	0-0	1-2	2-1-3	0	1	0	1	0	3
SAVANNAH STATE	-	11	1-4	0-0	1-4	1-1-2	1	1	1	1	0	3
at Texas	-	1	0-0	0-0	0-0	0-1-1	0	0	0	0	0	0

#### Career Statistics

Year	GP	GS	Min	Avg.	FG	FGA	Pct	3FG	3FGA	3Pct	FT	FTA	%	O	D	T	Avg.	PF	FO	A	T	BS	ST	TP	Avg.
2005-06	11	0	72	6.5	8	18	.444	0	0	.000	8	12	.667	15	10	25	2.3	4	0	7	6	5	5	24	2.2
2004-05	14	0	47	3.4	3	6	.500	0	0	.000	0	0	.000	3	5	8	0.6	5	0	1	0	0	3	6	0.4
2003-04	17	0	103	6.1	15	27	.556	0	2	.000	0	3	.000	10	10	20	1.2	13	0	2	2	0	4	30	1.8
2002-03	4	0	5	1.3	2	4	.500	0	1	.000	0	0	.000	0	1	1	0.3	1	0	0	0	0	0	4	1.0
<b>TOTALS</b>	<b>46</b>	<b>0</b>	<b>227</b>	<b>4.9</b>	<b>28</b>	<b>55</b>	<b>.509</b>	<b>0</b>	<b>3</b>	<b>.000</b>	<b>8</b>	<b>15</b>	<b>.533</b>	<b>28</b>	<b>26</b>	<b>54</b>	<b>1.2</b>	<b>23</b>	<b>0</b>	<b>10</b>	<b>8</b>	<b>5</b>	<b>12</b>	<b>64</b>	<b>1.4</b>

#### Big 12 Conferecne Statistics

Year	GP	GS	Min	Avg.	FG	FGA	Pct	3FG	3FGA	3Pct	FT	FTA	%	O	D	T	Avg.	PF	FO	A	T	BS	ST	TP	Avg.
2005-06	1	0	1	1.0	0	0	.000	0	0	.000	0	0	.000	0	1	1	1.0	0	0	0	0	0	0	0	0.0
2004-05	7	0	26	3.7	1	2	.500	0	0	.000	0	0	.000	1	3	4	0.6	1	0	0	0	0	2	2	0.3
2003-04	9	0	43	4.8	5	11	.455	0	1	.000	0	1	.000	1	5	6	0.7	4	0	1	0	0	3	10	1.1
2002-03	2	0	3	1.5	1	1	1.000	0	0	.000	0	0	.000	0	0	0	0.0	0	0	0	0	0	0	2	1.0
<b>TOTALS</b>	<b>19</b>	<b>0</b>	<b>73</b>	<b>3.8</b>	<b>7</b>	<b>14</b>	<b>.500</b>	<b>0</b>	<b>1</b>	<b>.000</b>	<b>0</b>	<b>1</b>	<b>.000</b>	<b>2</b>	<b>9</b>	<b>11</b>	<b>0.6</b>	<b>5</b>	<b>0</b>	<b>1</b>	<b>0</b>	<b>0</b>	<b>5</b>	<b>14</b>	<b>0.7</b>

#### Big 12 Post-Season Statistics

Year	GP	GS	Min	Avg.	FG	FGA	Pct	3FG	3FGA	3Pct	FT	FTA	%	O	D	T	Avg.	PF	FO	A	T	BS	ST	TP	Avg.
2004-05	1	0	1	1.0	0	0	.000	0	0	.000	0	0	.000	0	0	0	0.0	1	0	0	0	0	0	0	0

#### Senger's Season/Career Highs

Points	Season	8	Mercer	12/22/05
Career	12	Northern Colorado	1/10/04	
Big 12	6	at Missouri	2/10/04	
Field Goals	Season	3	Mercer	12/22/05
Career	6	Northern Colorado	1/10/04	
Big 12	3	at Missouri	2/10/04	
Field Goal Attempts	Season	4	three times	
Career	8	Northern Colorado	1/10/04	
Big 12	6	at Missouri	2/10/04	
Three-Point Attempts	Season	-		
Career	1	twice		
Big 12	1	at Missouri	2/10/04	
Free Throws	Season	2	three times	
Career	2	UC Irvine	12/17/05	
Big 12	-			
Free Throw Attempts	Season	4	Savannah State	1/3/06
Career	2	four times		
Big 12	1	at Kansas	1/25/04	
Offensive Rebounds	Season	4	twice	
Career	4	three times		
Big 12	3	at Missouri	2/10/04	
Defensive Rebounds	Season	2	twice	
Career	2	six times		
Big 12	2	three times		
Rebounds	Season	5	three times	
Career	5	four times		
Big 12	3	at Missouri	2/22/05	
Assists	Season	3	Mercer	12/22/05
Career	3	Mercer	12/22/05	
Big 12	1	at Kansas	1/25/04	
Blocks	Season	3	Mercer	12/22/05
Career	3	Mercer	12/22/05	
Big 12	-			
Steals	Season	3	Mercer	12/22/05
Career	3	Mercer	12/22/05	
Big 12	1	three times		
Minutes Played	Season	15	Mercer	12/22/05
Career	15	Mercer	12/22/05	
Big 12	14	at Missouri	2/22/05	



## #11 Dominique Coleman

6-3 • 170

Junior-Transfer • Guard

Oakland, Calif.

Key West HS/Hillsborough JC (Fla.)

**2005-06:** Started the first two games of the season, now comes off the bench in the last 10 games ... Averaging 17.4 minutes a game with 5.7 points, 2.9 rebounds and 2.0 assists per game ... Third for third on the team in assists (24) ... Best game so far was CU debut with 14 points, seven rebounds, four assists in season opener against UNC Wilmington (Nov. 18) ... Also scored

13 points in reserve roll versus UC Irvine (Dec. 17), was 5-of-6 from the field with six rebounds ... Season-best five assists against Mercer (Dec. 22).

**Coach Patton says,** “Dominique has a chance to be a very terrific player in the Big 12 and is one of the pieces we need to complement Richard Roby.”

**ACADEMICS:** Intended college major is psychology ... Also interested in communication.

**HILLSBOROUGH JC:** Led the National Junior College Athletic Association in scoring last season, averaging 27.1 points with 7.3 rebounds, 2.3 assists a game ... Also ranked seventh nationally in steals per game (3.8) and led Hillsborough to a 19-11 record ... Won the Suncoast Conference with a 21-10 record ... Helped Hillsborough advance to the championship game of Florida’s junior college tournament ... Broke HCC scoring record.

**KEY WEST HS:** As a senior named first team all-state, first team all-county, Player of the Year, Florida All-State and Mr. Basketball ... Averaged 24.2 points per game as a senior helping school to 28-3 record ... Scored a game-high 38 points to lead Key West to the state semifinals ... As a freshman was named freshman and newcomer of the year ... Won 73 games over his four prep career.

**PERSONAL:** Born Dominique Coleman on July 15, 1984 in Oakland, California ... Son of Nadine Johnson ... Played on the Boston Knights, an A.A.U. team and helped them advance to the national tournament four consecutive times ... Biggest moment of his prep career was scoring a game-high 38 points to lead Key West to the state semifinals ... Hobbies include shooting pool and listening to music.

### Coleman’s Season/Career Highs

Points			
Season	14	UNC Wilmington	11/18/05
Big 12	2	at Texas	1/7/06
Field Goals			
Season	5	twice	
Big 12	1	at Texas	1/7/06
Field Goal Attempts			
Season	10	twice	
Big 12	5	at Texas	1/7/06
Free Throws			
Season	3	UC Irvine	12/17/05
Big 12	-		
Free Throw Attempts			
Season	4	UC Irvine	12/17/05
Big 12	-		
Offensive Rebounds			
Season	3	at TCU	12/20/05
Big 12	1	at Texas	1/7/06
Defensive Rebounds			
Season	5	twice	
Big 12	-		
Rebounds			
Season	7	UNC Wilmington	11/18/05
Big 12	1	at Texas	1/7/06
Three-Point Field Goals			
Season	1	three times	
Big 12	-		
Three-Point Attempts			
Season	3	Cal Poly	12/3/05
Big 12	1	at Texas	1/7/06
Assists			
Season	5	Mercer	12/22/05
Big 12	-		
Blocked Shots			
Season	1	Dartmouth	12/31/05
Big 12	-		
Steals			
Season	4	Savannah State	01/03/06
Big 12	-		
Minutes Played			
Season	28	UNC Wilmington	11/18/05
Big 12	15	at Texas	1/7/06

### Game-by-Game Stats


Game	GS	Min	FGs	3FGs	FTs	O-D-Reb	Pf	A	To	BL	ST	Pts
UNC WILMINGTON	*	28	3-10	0-2	2-2	2-5-7	3	4	4	0	3	14
at Colorado State	*	14	2-4	1-1	0-0	2-0-2	2	3	4	0	0	5
vs. Saint Mary’s	-	25	5-10	0-1	0-1	0-4-4	3	2	3	0	2	10
at Penn	-	17	3-4	0-0	0-1	0-4-4	0	1	1	0	1	6
CAL POLY	-	20	2-7	0-3	1-1	1-2-3	1	4	2	0	3	5
UTAH	-	13	1-3	0-2	0-1	0-1-1	3	2	0	0	1	2
UC IRVINE	-	21	5-6	0-1	3-4	1-5-6	0	3	2	0	2	13
at TCU	-	15	1-5	0-2	0-0	3-2-5	3	0	2	0	2	2
MERCER	-	12	2-4	1-2	1-2	0-1-1	0	5	1	0	3	6
DARTMOUTH	-	15	0-1	0-1	0-0	0-3-3	1	1	2	1	1	0
SAVANNAH STATE	-	14	4-4	1-1	1-3	0-0-0	3	1	1	0	4	10
at Texas	-	15	1-5	0-1	0-0	1-0-1	1	0	1	0	0	2

### 2005-06 Statistics

Year	GP	GS	Min	Avg	FG	FGA	Pct	3FG	3FGA	3Pct	FT	FTA	Pct	O	D	T	Avg	PF	FO	A	T	BS	ST	TP	Avg
2005-06	12	2	209	17.4	29	63	.460	3	17	.176	7	15	.467	10	25	35	2.9	18	0	24	21	1	21	68	5.7

### Big 12 Conference Statistics

Year	GP	GS	Min	Avg	FG	FGA	Pct	3FG	3FGA	3Pct	FT	FTA	Pct	O	D	T	Avg	PF	FO	A	T	BS	ST	TP	Avg
2005-06	1	0	15	15.0	1	5	.200	0	1	.000	0	0	.000	1	0	1	1.0	1	0	0	1	0	0	2	2.0



## #12 Martane Freeman

6-7 • 200 • Senior • Forward

Kansas City, Mo./Northeast HS/Penn Valley JC [KC]

Majoring in sociology

### 2005-06 NOTES

Performs well off the bench with 9.1 points and 3.1 rebounds Averaging 16.3 minutes ... Sixth in team scoring ... One of four players averaging nine points a game ... 25-of-33 from the charity stripe (.758) ... Scored a team-high and career-best 20 points at Texas with a personal-high eight field goals and six offensive rebounds ... Also grabbed a career Big 12 best eight

rebounds against the Longhorns ... Came off the bench to net a team-high 17 points with career-best nine rebounds against Dartmouth (Dec. 31) ... Also had personal-best three assists and two blocked shots against the Big Green ... Equaled career-best with 17 points and also made career-best two 3-pointers against UC Irvine (Dec. 17) ... Returns for his second season with the Buffs ... One of 10 seniors of the team and one of four that transferred to Boulder ... Brings experience and depth in a reserve role.

**Coach Patton says,** "Martane should be much-improved after a year of playing in the Big 12."

**2004-05:** Played in 26 games in his initial season ... Averaged 2.4 points and 1.5 rebounds a game ... Scored a season-best eight points and five rebounds in 14 minutes in win over Texas at Big 12 Tournament (March 10) ... Grabbed five rebounds and a season-best 18 minutes at Texas Tech (Feb. 20) and Kansas (Jan. 15) ... Scored six points with three rebounds in 15 minutes at KU (Feb. 12) ... Scored seven points with four rebounds at Oklahoma (Jan. 8) ... Season-high 10 shots against the Jayhawks.

**PENN VALLEY JC:** 2003-04 junior college first team all-American and 2003-04 JC Player of the Year ... Team went 22-9 and was ranked third nationally ... Averaged 19.1 pts., 9.1 rpg., 3.0 stl., and 2.5 apg. during 2003-04 season ... Averaged 10.4 points and 4.9 rebounds during 2002-03 campaign.

### Game-by-Game Stats

Game	GS	Min	FGs	3FGs	FTs	O-D-Reb	Pf	A	To	BL	ST	Pts
UNC WILMINGTON	-	2	0-0	0-0	0-0	0-0-0	0	0	0	0	0	0
at Colorado State	-	24	6-8	0-1	5-6	1-1-2	3	2	0	1	3	17
vs. Saint Mary's	-	13	1-4	0-1	0-0	0-0-0	2	2	1	0	2	2
at Penn	-	14	2-4	0-0	4-6	2-0-2	4	1	3	0	0	8
CAL POLY	-	11	2-2	0-0	2-2	3-0-3	2	1	0	0	0	6
UTAH	-	20	3-7	0-3	1-2	3-2-5	2	1	2	0	3	7
UC IRVINE	-	24	5-7	2-4	5-6	0-1-1	3	1	2	0	3	17
at TCU	-	7	0-2	0-2	0-0	0-0-0	0	0	1	0	0	0
MERCER	-	17	4-7	2-2	2-4	2-1-3	1	0	1	2	0	12
DARTMOUTH	-	18	7-9	1-1	2-2	4-5-9	2	3	0	2	0	17
SAVANNAH STATE	-	19	1-5	0-1	0-0	3-1-4	1	4	1	1	1	2
at Texas	-	27	8-14	0-3	4-5	6-2-8	3	1	1	1	2	20

### Career Statistics

Year	GP	GS	Min	Avg	FG	FGA	Pct	3FG	3FGA	3Pct	FT	FTA	%	O	D	T	Avg	PF	FO	A	T	BS	ST	TP	Avg
2005-06	12	0	196	16.3	39	69	.565	5	18	.278	25	33	.758	24	13	37	3.1	23	0	16	12	7	14	108	9.0
2004-05	26	0	220	8.5	20	60	.333	4	19	.211	18	30	.600	18	21	39	1.5	34	1	14	16	4	12	62	2.4
<b>TOTALS</b>	<b>38</b>	<b>0</b>	<b>416</b>	<b>11.0</b>	<b>59</b>	<b>129</b>	<b>.445</b>	<b>9</b>	<b>37</b>	<b>.243</b>	<b>43</b>	<b>63</b>	<b>.683</b>	<b>42</b>	<b>34</b>	<b>76</b>	<b>2.0</b>	<b>57</b>	<b>1</b>	<b>30</b>	<b>28</b>	<b>11</b>	<b>26</b>	<b>170</b>	<b>4.5</b>

### Big 12 Conference Statistics

Year	GP	GS	Min	Avg	FG	FGA	Pct	3FG	3FGA	3Pct	FT	FTA	%	O	D	T	Avg	PF	FO	A	T	BS	ST	TP	Avg
2005-06	1	0	27	27.0	8	14	.571	0	3	.000	4	5	.800	6	2	8	8.0	3	0	1	1	1	2	20	20.0
2004-05	13	0	107	8.2	10	32	.313	3	9	.333	9	15	.600	13	9	22	1.7	16	1	8	6	1	7	32	2.5
<b>TOTALS</b>	<b>14</b>	<b>0</b>	<b>134</b>	<b>9.6</b>	<b>18</b>	<b>46</b>	<b>.391</b>	<b>3</b>	<b>12</b>	<b>.250</b>	<b>13</b>	<b>20</b>	<b>.650</b>	<b>19</b>	<b>11</b>	<b>30</b>	<b>2.1</b>	<b>19</b>	<b>1</b>	<b>9</b>	<b>7</b>	<b>2</b>	<b>9</b>	<b>52</b>	<b>3.7</b>

### Big 12 Post-Season Statistics

Year	GP	GS	Min	Avg	FG	FGA	Pct	3FG	3FGA	3Pct	FT	FTA	%	O	D	T	Avg	PF	FO	A	T	BS	ST	TP	Avg
2004-05	2	0	25	12.5	4	7	.571	0	1	.000	2	5	.400	3	4	7	3.5	6	0	1	1	0	0	10	5.0

### Freeman's Season/Career Highs

Points	Season	20	at Texas	1/7/06
Career	20	at Texas	1/7/06	
Big 12	20	at Texas	1/7/06	
Field Goals	Season	8	at Texas	1/7/06
Career	8	at Texas	1/7/06	
Big 12	8	at Texas	1/7/06	
Field Goal Attempts	Season	14	at Texas	1/7/06
Career	14	at Texas	1/7/06	
Big 12	14	at Texas	1/7/06	
Three-Point Field Goals	Season	2	twice	
Career	1	four times		
Big 12	1	twice		
Three-Point Attempts	Season	4	UC Irvine	12/17/05
Career	3	three times		
Big 12	3	at Texas	1/7/06	
Free Throws	Season	5	twice	
Career	5	twice		
Big 12	4	at Texas	1/7/06	
Free Throw Attempts	Season	6	three times	
Career	6	four times		
Big 12	6	at Kansas	2/12/05	
Offensive Rebounds	Season	6	at Texas	1/7/06
Career	6	at Texas	1/7/06	
Big 12	6	at Texas	1/7/06	
Defensive Rebounds	Season	5	Dartmouth	12/31/05
Career	5	Dartmouth	12/31/05	
Big 12	3	at Texas Tech	2/2/05	
Rebounds	Season	9	Dartmouth	12/31/05
Career	9	Dartmouth	12/31/05	
Big 12	8	at Texas	1/7/06	
Assists	Season	4	Savannah State	01/03/06
Career	4	Savannah State	01/03/06	
Big 12	2	three times		
Blocked Shots	Season	2	twice	
Career	2	twice		
Big 12	1	Nebraska	1/12/05	
Steals	Season	3	three times	
Career	3	three times		
Big 12	2	three times		
Minutes Played	Season	27	at Texas	1/7/06
Career	27	at Texas	1/7/06	
Big 12	27	at Texas	1/7/06	



## #15 Chris Copeland

6-8 • 235 • Senior • Forward

Richmond, Va./Hermitage HS

Majoring in psychology

**2005-06 NOTES:** Second in team scoring (12.6 ppg.) and second in rebounding (4.9) ... Also ranks second in blocked shots (12), third overall in 3-pointers made (15), fifth in steals (12) ... Recorded 11 or more points in eight of 12 games ... Making over .500 percent of his shots from the field (54-of-100, .540), a team best ... One of the leaders on the team from the free throw line (.718, 28-of-39) ... One of four players to have started all 12 games ... Made seven field goals on two occasions at Colorado State (Nov. 21) and at Penn (Nov. 29) ... Owns two of CU's six 20+ scoring games against UNC Wilmington (Nov. 18) and at

Penn (Nov. 29) ... 95 career games with 26 starts ... Ranks 51st on the all-time rebounding list (332) ... Top returning shot blocker (68) in four seasons; ranks 14th overall in career blocked shots ... CU Athlete of the Week (Nov. 14-20).

**2005-06 PRESEASON NOTES:** One of three players that averaged over 11 points a game in 2004-05 ... Second in team scoring (11.7 ppg.) and rebounds (5.6) last season ... Was also second in conference scoring (11.3 ppg.) and first in rebounding (6.3 rpg.) ... Scores anywhere on the floor, has excellent range from the 3-point arc.

**2004-05:** Started 14 games ... Named to the Big 12 All-Improved team ... **Big 12 (all games) stats:** Ranked seventh in blocked shots (1.24), 11<sup>th</sup> in 3-point field goals made (1.76), 17<sup>th</sup> in rebounding (5.6); **Big 12 Conference-only games:** eighth in blocked shots (1.33), 10<sup>th</sup> in defensive rebounding (4.4), 11<sup>th</sup> in rebounding (6.3), 14<sup>th</sup> in 3-pointers made (1.67) ... Team-best six double-doubles (ninth overall in Big 12) ... **Team:** Second in scoring (11.7 ppg.), second in rebounding (5.6) ... Second in 3-pointers made (51) ... Ranked second in leading the team in rebounding six times ... Team leader with 36 blocked shots; defensive rebounding (113), rebounds (161) ... Career-best five assists in home finale against Iowa State (Mar. 5) ... Recorded impressive double-double with 22 points and 11 boards vs. No. 2 Jayhawks (Jan. 15) ... Team leader at the charity stripe: 57-of-70, .814 ... Career-best 25 points, 10 field goals made with four three-pointers in road win at Richmond (Jan. 4) ... First collegiate start vs. Northwestern (Nov. 28) produced first career double-double (15 points, 10 rebounds, points all scored in second half ... Three games over 22 points (at Richmond, Jan. 4; Nebraska, Jan. 12; Kansas, Jan. 15).

### Game-by-Game Stats

Game	GS	Min	FGs	3FGs	FTs	O-D-Reb	Pf	A	To	BL	ST	Pts
UNC WILMINGTON	*	28	5-6	2-3	8-9	2-3-5	2	0	4	2	1	20
at Colorado State	*	31	7-12	1-3	1-4	2-3-5	1	2	0	0	1	16
vs. Saint Mary's	*	23	4-7	1-2	0-0	2-4-6	3	1	2	0	1	9
at Penn	*	25	7-11	2-4	4-4	2-5-7	4	0	3	0	3	20
CAL POLY	*	23	4-9	0-3	4-9	3-2-5	2	1	0	1	2	12
UTAH	*	31	5-15	3-9	3-3	2-6-8	3	4	2	2	1	16
UC IRVINE	*	16	2-6	1-3	0-0	0-4-4	3	0	0	1	0	5
at TCU	*	24	6-11	2-5	0-1	0-4-4	3	1	1	1	1	14
MERCER	*	10	4-4	1-1	0-0	1-6-7	1	0	0	1	0	9
DARTMOUTH	*	12	4-7	1-1	2-2	1-2-3	3	0	3	0	0	11
SAVANNAH STATE	*	16	3-4	1-2	6-7	1-2-3	1	3	0	3	2	13
at Texas	*	16	3-8	0-1	0-0	1-1-2	2	0	2	1	0	6

### Career Statistics

Year	GP	GS	Min	Avg.	FG	FGA	Pct	3FG	3FGA	3Pct	FT	FTA	%	O	D	T	Avg.	Pf	FO	A	T	BS	ST	TP	Avg.
2005-06	12	12	255	26.6	54	100	.540	15	37	.405	28	39	.718	17	42	59	4.9	28	0	12	17	12	12	151	12.6
2004-05	29	14	730	25.2	116	259	.448	51	136	.375	57	70	.814	48	113	161	5.6	82	3	43	54	36	10	340	11.7
2003-04	28	0	257	9.2	25	66	.379	11	28	.393	19	32	.594	21	49	70	2.5	48	2	14	21	13	7	80	2.9
2002-03	26	0	199	7.7	23	61	.377	5	20	.250	15	26	.577	15	27	42	1.6	25	0	8	19	7	2	66	2.5
<b>TOTALS</b>	<b>95</b>	<b>26</b>	<b>1441</b>	<b>15.2</b>	<b>218</b>	<b>486</b>	<b>.449</b>	<b>82</b>	<b>221</b>	<b>.371</b>	<b>119</b>	<b>167</b>	<b>.713</b>	<b>101</b>	<b>231</b>	<b>332</b>	<b>3.5</b>	<b>183</b>	<b>5</b>	<b>77</b>	<b>111</b>	<b>68</b>	<b>31</b>	<b>637</b>	<b>6.7</b>

### Big 12 Statistics

Year	GP	GS	Min	Avg.	FG	FGA	Pct	3FG	3FGA	3Pct	FT	FTA	%	O	D	T	Avg.	Pf	FO	A	T	BS	ST	TP	Avg.
2005-06	1	1	16	16.0	3	8	.375	0	1	.000	0	0	.000	1	1	2	2.0	2	0	0	2	1	0	6	6.0
2004-05	15	5	404	26.9	54	155	.375	25	82	.305	36	44	.818	28	66	94	6.3	40	3	26	25	20	4	169	11.3
2003-04	16	0	154	9.6	15	38	.395	5	13	.385	16	26	.615	18	33	51	3.2	28	1	9	16	7	4	51	3.2
2002-03	14	0	128	9.1	16	40	.400	4	15	.267	10	19	.526	8	21	29	2.1	19	0	5	8	6	2	46	3.3
<b>TOTAL</b>	<b>46</b>	<b>6</b>	<b>702</b>	<b>15.3</b>	<b>88</b>	<b>241</b>	<b>.365</b>	<b>34</b>	<b>111</b>	<b>.306</b>	<b>62</b>	<b>89</b>	<b>.697</b>	<b>55</b>	<b>121</b>	<b>176</b>	<b>3.8</b>	<b>89</b>	<b>4</b>	<b>40</b>	<b>51</b>	<b>34</b>	<b>10</b>	<b>272</b>	<b>5.9</b>

### Big 12 Post-Season Statistics

Year	GP	GS	Min	Avg.	FG	FGA	Pct	3FG	3FGA	3Pct	FT	FTA	%	O	D	T	Avg.	Pf	FO	A	T	BS	ST	TP	Avg.
2004-05	2	0	36	18.0	4	11	.364	3	8	.375	1	2	.500	1	3	4	2.0	8	0	2	4	0	0	12	6.0
2003-04	1	0	13	13.0	1	2	.500	1	1	1.000	0	2	.000	0	2	2	2.0	2	0	1	0	1	0	3	3.0
2002-03	2	0	16	8.0	1	2	.500	0	0	.000	2	2	1.000	1	1	2	1.0	2	0	0	0	0	0	4	2.0
<b>TOTALS</b>	<b>5</b>	<b>0</b>	<b>65</b>	<b>13.0</b>	<b>6</b>	<b>15</b>	<b>.400</b>	<b>4</b>	<b>9</b>	<b>.444</b>	<b>3</b>	<b>6</b>	<b>.500</b>	<b>2</b>	<b>6</b>	<b>8</b>	<b>1.6</b>	<b>1</b>	<b>20</b>	<b>3</b>	<b>4</b>	<b>1</b>	<b>0</b>	<b>19</b>	<b>3.8</b>

### Points

Season	20	twice	
Career	25	at Richmond	1/04/05
Big 12	22	twice	

### Field Goals

Season	7	twice	
Career	10	at Richmond	1/04/05
Big 12	7	Oklahoma State	1/30/05

### Field Goal Attempts

Season	15	Utah	12/7/05
Career	18	Kansas	1/15/05
Big 12	18	Kansas	1/15/05

### Three-Point Field Goals

Season	3	Utah	12/7/05
Career	4	three times	
Big 12	4	twice	

### Three-Point Attempts

Season	9	Utah	12/7/05
Career	9	Utah	12/7/05
Big 12	8	twice	

### Free Throws

Season	8	UNC Wilmington	11/18/05
Career	8	twice	
Big 12	8	Nebraska	1/12/05

### Free Throw Attempts

Season	9	twice	
Career	9	twice	
Big 12	9	Nebraska	1/12/05

### Offensive Rebounds

Season	3	Cal Poly	12/3/05
Career	5	three times	
Big 12	5	twice	

### Defensive Rebounds

Season	6	twice	
Career	11	Nebraska	1/12/05
Big 12	11	Nebraska	1/12/05

### Rebounds

Season	8	Utah	12/7/05
Career	14	Nebraska	1/12/05
Big 12	14	Nebraska	1/12/05

### Assists

Season	4	Utah	12/7/05
Career	5	Iowa State	3/5/05
Big 12	5	Iowa State	3/5/05

### Blocked Shots


Season	3	Savannah State	01/03/06
Career	3	four times	
Big 12	3	twice	

### Steals

Season	3	at Penn	11/29/05
Career	3	at Penn	11/29/05
Big 12	2	at Kansas	1/25/04

### Minutes Played

Season	31	twice	
Career	36	Kansas	1/15/05
Big 12	36	Kansas	1/15/05



## #21 Marcus Hall

6-1 • 180 • Junior • Guard

Houston, Texas/Jersey Village HS

An open-option major in Colorado's College of Arts and Sciences ... Interested in business management

**2005-06 NOTES:** Has started last eight games at the point averaging 4.5 assists a game (36) ... Averaging 3.9 assists with a team-best 47 ... Averaging 23.9 minutes with 9.1 points, 1.6 rebounds ... Six of 12 games in scoring double digits ... Has led CU in assists five times ... Nicknamed Marcus "Lets Make a Deal" Hall by Fox Sports Net basketball analyst Marty

Fletcher, after game show icon Monty Hall's "Lets Make a Deal" ... Has played 70 games with 31 starts ... Keeps moving up the school's all-time assists list, currently 17th with 218 ...

**2005-06 PREASON NOTES:** One of three players returning to average over double-digits (11.2) ... Was third in conference scoring with 9.9 ppg. last season ... Runs and sees the floor well ... Excellent range from the perimeter and able to drain the 3-pointer ... Also excels from the charity stripe. **Coach Patton says,** "I think the sky is the limit for Marcus, if he remains focused and keeps his priorities in order."

**2004-05:** Played in 29 games with 21 starts ... Third in team scoring (11.2 ppg) and first in assists (4.4 apg.) ... Was also third on the team in starts (21) ... Big 12 (all games) stats: Finished sixth in assists (4.34) and sixth in assist-turnover ratio (1.88); Big 12 Conference only games: fifth in assists (4.53) and fifth in assist-turnover ratio (2.00) ... Third in scoring with 11.2 ppg. and first in assists ... Second most field goals made (118) ... Fourth on team in treys made (38) ... Career-high 10 assists and first career double-double against South Dakota State with 11 points and 10 assists ... Career-high 29 points at Oregon State (Dec. 4); in that game scored team's last 18 points 4:22 of the first half and first basket of second half tying school record of 20 consecutive points set by Donnie Boyce at Oklahoma State, March 5, 1994 ... Also excelled at the free throw line with career-best 8-of-8 - all in the last :58 seconds in victory over Colorado State ... 50-of-72 (.694) from the line ... Owned the top three assists games ... Handed out eight or more assists three times (at Kansas State, Oklahoma State, South Dakota State) ... His 126 assists was third all-time among CU sophomores and 16<sup>th</sup> all-time in seasonal hand-outs ... 68 assists in 15 conference games (4.5) ... Produced second-best scoring game on the team with career-best 29 points at Oregon State ... Also netted three other 20+ points games (at Texas Tech, Colorado State, Gardner-Webb) ... 12 field goals made at Oregon State was team best ... Led CU in scoring four times (one shared) ... Led the

### Game-by-Game Stats

Game	GS	Min	FGs	3FGs	FTs	O-D-Reb	Pf	A	To	BL	ST	Pts
UNC WILMINGTON	-	16	1-5	0-3	0-0	0-0-0	0	1	1	0	2	2
at Colorado State	-	29	5-8	1-2	1-1	1-2-3	4	7	4	0	4	12
vs. Saint Mary's	*	22	1-5	0-1	0-2	1-3-4	1	8	2	0	0	2
at Penn	*	28	4-8	0-1	0-0	1-1-2	2	3	2	0	2	8
CAL POLY	*	22	5-9	1-4	0-0	0-2-2	3	5	1	0	1	11
UTAH	*	32	4-9	2-5	0-0	0-3-3	1	2	1	0	0	10
AT IRVINE	*	32	5-11	2-5	2-2	1-0-1	1	5	2	0	2	14
at TCU	*	28	7-10	2-2	1-1	1-1-2	3	2	3	0	0	17
MERCER	*	10	3-5	0-2	0-0	0-0-0	1	5	0	0	1	6
DARTMOUTH	*	25	4-6	1-3	0-0	0-1-1	1	3	2	0	2	9
SAVANNAH STATE	*	12	5-6	1-1	0-1	0-0-0	0	5	0	0	5	11
at Texas	*	31	3-10	1-3	0-0	0-1-1	1	1	0	0	0	7

### Career Statistics

Year	GP	GS	Min	Avg	FG	FGA	Pct	3FG	3FGA	3Pct	FT	FTA	%	O	D	T	Avg	PF	FO	A	T	BS	ST	TP	Avg
2005-06	12	10	287	23.9	47	92	.511	11	32	.344	4	7	.571	5	14	19	1.6	18	0	47	18	0	19	109	9.1
2004-05	29	21	858	29.6	118	287	.411	38	122	.311	50	72	.694	13	62	75	2.6	46	1	126	67	9	29	324	11.2
2003-04	29	0	437	15.1	52	119	.437	25	64	.391	16	37	.432	6	33	39	1.3	40	0	45	29	5	15	145	5.0
<b>TOTALS</b>	<b>70</b>	<b>31</b>	<b>1582</b>	<b>22.6</b>	<b>217</b>	<b>498</b>	<b>.436</b>	<b>74</b>	<b>218</b>	<b>.340</b>	<b>70</b>	<b>116</b>	<b>.604</b>	<b>24</b>	<b>109</b>	<b>133</b>	<b>1.9</b>	<b>104</b>	<b>1</b>	<b>218</b>	<b>114</b>	<b>14</b>	<b>63</b>	<b>578</b>	<b>8.3</b>

### Big 12 Conference Statistics

Year	GP	GS	Min	Avg	FG	FGA	Pct	3FG	3FGA	3Pct	FT	FTA	%	O	D	T	Avg	PF	FO	A	T	BS	ST	TP	Avg
2005-06	1	1	31	31.0	3	10	.300	1	3	.333	0	0	.000	0	1	1	1.0	1	0	1	0	0	0	7	7.0
2004-05	15	10	442	29.5	55	155	.355	17	70	.243	21	31	.677	8	33	41	2.7	24	1	68	34	6	11	148	9.9
2003-04	16	0	204	12.8	23	51	.451	12	30	.400	3	17	.176	2	14	16	1.0	17	0	18	15	3	4	61	3.8
<b>TOTALS</b>	<b>32</b>	<b>11</b>	<b>677</b>	<b>21.2</b>	<b>81</b>	<b>216</b>	<b>.375</b>	<b>30</b>	<b>103</b>	<b>.291</b>	<b>24</b>	<b>48</b>	<b>.500</b>	<b>10</b>	<b>48</b>	<b>57</b>	<b>2.1</b>	<b>42</b>	<b>1</b>	<b>87</b>	<b>49</b>	<b>9</b>	<b>15</b>	<b>216</b>	<b>6.8</b>

### Big 12 Post-Season Statistics

Year	GP	GS	Min	Avg	FG	FGA	Pct	3FG	3FGA	3Pct	FT	FTA	%	O	D	T	Avg	PF	FO	A	T	BS	ST	TP	Avg
2004-05	2	2	69	34.5	7	22	.318	3	10	.300	6	9	.667	0	8	8	4.0	6	0	10	6	1	1	23	11.5
2003-04	1	0	19	19.0	5	9	.556	3	5	.600	1	1	1.00	0	3	3	3.0	1	0	2	1	0	0	14	14.0
<b>TOTALS</b>	<b>3</b>	<b>2</b>	<b>88</b>	<b>29.3</b>	<b>12</b>	<b>31</b>	<b>.387</b>	<b>6</b>	<b>15</b>	<b>.400</b>	<b>7</b>	<b>10</b>	<b>.700</b>	<b>0</b>	<b>11</b>	<b>11</b>	<b>3.7</b>	<b>7</b>	<b>0</b>	<b>12</b>	<b>7</b>	<b>1</b>	<b>1</b>	<b>37</b>	<b>12.3</b>

### Halls's Season/Career Highs

Points	Season	17	at TCU	12/20/05
Career	29	at Oregon State	12/4/04	
Big 12	24	at Texas Tech	2/2/05	
Field Goals	Season	7	at TCU	12/20/05
Career	12	at Oregon State	12/4/04	
Big 12	9	at Texas Tech	2/2/05	
Field Goal Attempts	Season	11	UC Irvine	12/17/05
Career	16	twice		
Big 12	16	Texas	2/8/05	
Three-Point Field Goals	Season	2	three times	
Career	5	Gardner-Webb	12/28/04	
Big 12	3	four times		
Three-Point Attempts	Season	5	twice	
Career	8	twice		
Big 12	8	twice		
Free Throws	Season	2	UC Irvine	12/17/05
Career	8	Colorado State	12/18/04	
Big 12	5	at Texas Tech	2/2/05	
Free Throw Attempts	Season	2	UC Irvine	12/17/05
Career	8	Colorado State	12/18/04	
Big 12	6	at Texas Tech	2/2/05	
Offensive Rebounds	Season	1	four times	
Career	2	four times		
Big 12	2	three times		
Defensive Rebounds	Season	3	twice	
Career	5	Nebraska	1/12/05	
Big 12	5	Nebraska	1/12/05	
Rebounds	Season	4	St. Mary's	11/26/05
Career	6	Nebraska	1/12/05	
Big 12	6	Nebraska	1/12/05	
Assists	Season	8	St. Mary's	11/26/05
Career	10	South Dakota State	2/14/05	
Big 12	8	twice		
Blocked Shots	Season	-		
Career	2	twice		
Big 12	2	twice		
Steals	Season	5	Savannah State	01/03/06
Career	5	Savannah State	01/03/06	
Big 12	2	twice		
Minutes Played	Season	32	twice	
Career	38	Texas	2/8/05	
Big 12	38	Texas	2/8/05	



## #23 Richard Roby

6-6 • 195 • Sophomore • Guard

San Bernardino, Calif./Lawrence Acad. [Groton, Mass.]

Open option major in CU's College of Arts & Sciences

**2005-06 NOTES:** Picking up where he left from a year ago ... CU leader in a number of categories ... Led CU in scoring six times and twice on the boards ... Netted three 20+ point games (11 career) ... Has led CU in scoring 22 of 42 career games ... Leads CU in scoring (15.8), rebounding (5.2), steals (2.3), field goals made (64), free throw shooting (.739, 34-of-46), 3-pointers (27-of-60, .450), minutes played (26.6) ... Recorded first

double-double of the season (third career) with 19 points, 10 rebounds versus Utah (Dec. 7) ... Has netted 10 or points in nine of 12 games (exception played only 11 minutes in CU's dismantling of Mercer, 117-74; AND only 15 minutes in romp of Savannah State, 116-52) ... Double-digits in 37 of 42 career games ... Named CU Athlete of the Week three consecutive weeks (Nov. 21-28, Nov. 29-Dec. 4, Dec. 5-12). **2005-06 PRESEASON:** Returns as the team leader in points per game (16.0), points scored (480), field goals made (169) and attempts (380), games played/starts (30/30), and steals (48) ... Excellent range from anywhere on the floor; drives and defends well; very quick ... One of the up and coming Big 12 players ... One of CU's two sophomores. **Coach Patton says,** "Richard had a nice freshman season; his development will depend on his ability to stay focused, continue to work on getting better, and not to become complacent."

**2004-05:** Named to the Big 12 All-Freshman team ... All-Big 12 honorable mention ... Big 12 (all games) stats: seventh in 3-point field goal made (2.23), seventh in 3-point field goal percentage (.374), ninth in steals (1.60), 10th in scoring (16.0), 11th in field goal percentage (.445), 14th in free throw percentage (.728); Big 12 Conference only games: second in 3-point field goals made (2.81), fifth in 3-point field goal percentage (.391), ninth in scoring (16.6), 12th in field goal percentage (.425), 11th in steals (1.38) ... Scored the most points by a CU freshman (480) ... One of five players in the conference to make seven 3-pointers in a game and only player to make seven treys, twice ... One of four players at CU to make seven treys in a game, twice ... Two double-doubles: 17 points, 10 rebounds in Big 12 Tournament upset win over Texas (Mar. 10) and 16 points, 13 rebounds in home win over Northwestern (Nov. 28) ... Led CU in scoring 16 of 30 games; eight times on the boards (one shared) ... Team leader in points (16.0), 3-pointers made (67), steals (1.6 spg.), minutes played (30.8), field goals made (169), shot attempts (380); third in team in rebounding (4.8) ... Scored in double-digits 27 of 30 games ... Second best CU freshman all-time in points average with 16.0 ppg., second only behind former great Chauncey Billups (17.9 ppg.) in 1995-96 ... Named Phillips 66 Big 12 Rookie of the Week (Feb. 7) after scoring 20 points in back-to-back games with 29 at TTU and 22 at K-State; also named Co-Big 12 Rookie of the Week (Dec. 27) ... He's just the second player in school history to be named Phillips 66/Big 12 Conference Rookie of the Week twice.

Game	GS	Min	FGs	3FGs	FTs	O-D-Reb	Pf	A	To	BL	ST	Pts
UNC WILMINGTON	*	29	5-12	2-3	2-2	2-5-7	3	4	4	0	3	14
at Colorado State	*	22	3-6	1-3	3-6	1-2-3	1	3	1	0	1	10
vs. Saint Mary's	*	33	10-20	4-7	5-5	1-6-7	2	1	2	1	3	29
at Penn	*	33	5-10	4-4	8-8	0-4-4	4	5	2	1	1	22
CAL POLY	*	26	7-13	2-4	1-2	1-6-7	1	4	0	0	2	17
UTAH	*	36	7-17	4-11	1-2	3-7-10	0	3	1	0	2	19
UC IRVINE	*	30	6-10	3-6	5-6	0-4-4	2	3	1	2	3	20
at TCU	*	28	6-13	1-4	4-6	0-3-3	2	1	5	0	1	17
MERCER	*	11	3-4	2-2	0-0	2-1-3	0	2	1	1	1	8
DARTMOUTH	*	28	6-12	1-5	0-1	0-5-5	2	4	3	0	4	13
SAVANNAH STATE	*	15	3-8	0-3	0-0	2-3-5	1	2	1	1	4	6
at Texas	*	28	3-13	3-8	5-8	1-3-4	0	2	4	0	2	14

### Career Statistics

Year	GP	GS	Min	Avg	FG	FGA	Pct	3FG	3FGA	3Pct	FT	FTA	Pct	O	D	T	Avg	PF	FO	A	T	BS	ST	TP	Avg
2005-06	12	12	319	26.6	64	138	.464	27	60	.450	34	46	.739	13	49	62	5.2	18	0	34	25	6	27	189	15.8
2004-05	30	30	923	30.8	169	380	.445	67	179	.374	75	103	.728	36	107	143	4.8	70	4	58	80	23	48	480	16.0
<b>TOTALS</b>	<b>42</b>	<b>42</b>	<b>1242</b>	<b>29.6</b>	<b>233</b>	<b>518</b>	<b>.450</b>	<b>94</b>	<b>239</b>	<b>.393</b>	<b>109</b>	<b>149</b>	<b>.732</b>	<b>49</b>	<b>156</b>	<b>205</b>	<b>4.9</b>	<b>88</b>	<b>4</b>	<b>92</b>	<b>105</b>	<b>29</b>	<b>75</b>	<b>669</b>	<b>15.9</b>

### Big 12 Conference Statistics

Year	GP	GS	Min	Avg	FG	FGA	Pct	3FG	3FGA	3Pct	FT	FTA	Pct	O	D	T	Avg	PF	FO	A	T	BS	ST	TP	Avg
2005-06	1	1	28	28.0	3	13	.231	3	8	.375	5	8	.625	1	3	4	4.0	0	0	2	4	0	2	14	14.0
2004-05	16	16	494	30.0	90	212	.425	45	115	.391	41	55	.745	14	46	60	3.8	39	2	24	39	11	22	266	16.6
<b>TOTALS</b>	<b>17</b>	<b>17</b>	<b>522</b>	<b>30.7</b>	<b>93</b>	<b>225</b>	<b>.413</b>	<b>48</b>	<b>123</b>	<b>.390</b>	<b>46</b>	<b>63</b>	<b>.730</b>	<b>15</b>	<b>49</b>	<b>64</b>	<b>3.8</b>	<b>39</b>	<b>2</b>	<b>26</b>	<b>43</b>	<b>11</b>	<b>24</b>	<b>280</b>	<b>16.5</b>

### Big 12 Post-Season Statistics

Year	GP	GS	Min	Avg	FG	FGA	Pct	3FG	3FGA	3Pct	FT	FTA	Pct	O	D	T	Avg	PF	FO	A	T	BS	ST	TP	Avg
2004-05	2	2	73	36.5	14	29	.483	7	17	.412	3	4	.70	3	7	10	6.5	9	1	6	8	2	4	38	19.0

### Roby's Season/Career Highs

Points	Season	29	St. Mary's	11/26/05
Career	30	Kansas State	2/26/05	
Big 12	30	Kansas State	2/26/05	
Field Goals	Season	10	St. Mary's	11/26/05
Career	11	at Texas Tech	2/2/05	
Big 12	11	at Texas Tech	2/2/05	
Field Goal Attempts	Season	20	St. Mary's	11/26/05
Career	20	twice		
Big 12	20	at Texas Tech	2/2/05	
Three-Point Field Goals	Season	4	three times	
Career	7	twice		
Big 12	7	twice		
Three-Point Attempts	Season	11	Utah	12/7/05
Career	12	at Texas Tech	2/2/05	
Big 12	12	at Texas Tech	2/2/05	
Free Throws	Season	8	at Penn	11/29/05
Career	8	at Penn	11/29/05	
Big 12	7	Texas A&M	2/19/05	
Free Throw Attempts	Season	8	at Penn	11/29/05
Career	11	Colorado State	12/18/04	
Big 12	8	at Texas	1/7/06	
Offensive Rebounds	Season	3	Utah	12/7/05
Career	4	St. Mary's	11/26/05	
Big 12	3	twice		
Defensive Rebounds	Season	7	Utah	12/7/05
Career	10	Northwestern	11/28/04	
Big 12	9	Texas	2/8/05	
Rebounds	Season	10	Utah	12/7/05
Career	13	Northwestern	11/28/04	
Big 12	10	Texas	3/10/05	
Assists	Season	5	at Penn	11/29/05
Career	5	twice		
Big 12	5	Iowa State	3/5/05	
Blocked Shots	Season	2	UC Irvine	12/17/05
Career	3	Texas	2/8/05	
Big 12	3	Texas	2/8/05	
Steals	Season	4	twice	
Career	4	three		
Big 12	4	Nebraska	1/12/05	
Minutes Played	Season	36	Utah	12/7/05
Career	38	twice		
Big 12	38	at Texas Tech	2/2/05	



**#25 Calvin Williams**  
**6-7 • 200 • Freshman • Forward**  
**Memphis, Tenn.**  
**Hillcrest HS**

**2005-06:** Has played in nine of 12 games this season ... Averaging 7.9 minutes in a reserve role with 1.6 points and 3.4 rebounds a game ... Played 11 minutes at Texas (Jan. 7) grabbing a season-high eight rebounds and scoring four points ... Hauled down seven rebounds and scored four points in victory over Saint Mary's (Nov. 26) ... Also had six rebounds, two assists, and two points versus

Mercer (Dec. 22).

**ACADEMICS**

Is an open option major in Colorado's College of Arts and Sciences.

**HILLCREST HS**

Lettered four years under former head and current CU assistant coach John Anderson ... Averaged 23.0 points, 12 rebounds, four blocks, and three assists a game as a senior ... As a junior averaged 15.2 points and nine rebounds a game ... Named Best of Preps Junior and Senior year, All-District, All-Regional, All-State ... Member of the 1,000 point club ... Member of the AAU Memphis Pump 'n Run and 2003-04 Houston Showcase teams ... Played for the regional championship and went to the substate tournament his junior and senior years ... Nominated for the McDonald All-American game ... Was awarded the school's student-athlete of the year and graduated with honors ... Also played baseball for one year and ran track for two years.

**PERSONAL**

Born Calvin Louis Williams Jr. on June 5, 1987 ... Son of Calvin Sr. and Patricia Williams ... Has an older sister Ashely; younger brother, Joseph and younger sister, Angelica ... Lists scoring 43 points, 25 rebounds, and seven blocked shots in a single game as his biggest moment of high school career ... Goals after college are playing professionally and owning his own business.

**Williams' Season/Career Highs**

<b>Points</b>			
Season	4	twice	
Big 12	4	at Texas	1/7/06
<b>Field Goals</b>			
Season	2	Saint Mary's	11/26/05
Big 12	1	at Texas	1/7/06
<b>Field Goal Attempts</b>			
Season	6	Mercer	12/22/05
Big 12	3	at Texas	1/7/06
<b>Free Throws</b>			
Season	1	twice	
Big 12	-		
<b>Free Throw Attempts</b>			
Season	2	four times	
Big 12	2	at Texas	1/7/06
<b>Offensive Rebounds</b>			
Season	4	Saint Mary's	11/26/05
Big 12	3	at Texas	1/7/06
<b>Defensive Rebounds</b>			
Season	5	twice	
Big 12	5	at Texas	1/7/06
<b>Rebounds</b>			
Season	8	at Texas	1/7/06
Big 12	8	at Texas	1/7/06
<b>Three-Point Field Goals</b>			
Season	-		
Big 12	-		
<b>Three-Point Attempts</b>			
Season	1	Cal Poly	12/3/05
Big 12	-		
<b>Assists</b>			
Season	2	Mercer	12/22/05
Big 12	-		
<b>Blocked Shots</b>			
Season	1	three times	
Big 12	-		
<b>Steals</b>			
Season	-		
Big 12	-		
<b>Minutes Played</b>			
Season	18	Saint Mary's	11/26/05
Big 12	11	at Texas	1/7/06

Game	GS	Min	FGs	FTs	O-D-Reb	Pf	A	To	BL	ST	Pts	
UNC WILMINGTON	-	4	0-0	0-0	0-0-0	1	0	0	0	0	0	
at Colorado State			did not play									
vs. Saint Mary's	-	18	2-5	0-0	4-3-7	4	0	0	1	0	4	
at Penn	-	4	0-0	0-0	1-1-2	0	0	2	0	0	0	
CAL POLY	-	4	0-3	1-2	2-0-2	1	0	0	0	0	1	
UTAH			did not play									
UC IRVINE			did not play									
at TCU	-	6	0-1	1-2	0-2-2	3	1	0	0	0	1	
MERCER	-	14	1-6	0-0	1-5-6	3	2	1	1	0	2	
DARTMOUTH	-	7	1-3	0-1	2-0-2	1	0	1	0	0	2	
SAVANNAH STATE	-	3	0-0	0-2	1-1-2	0	0	0	1	0	0	
at Texas	-	11	1-3	2-4	3-5-8	4	0	1	0	0	4	

**2005-06 Statistics**

Year	GP	GS	Min	Avg	FG	FGA	Pct	3FG	3FGA	3Pct	FT	FTA	Pct	O	D	T	Avg	PF	FO	A	T	BS	ST	TP	Avg
2005-06	9	0	71	7.9	5	21	.238	0	1	.000	4	11	.364	14	17	31	3.4	17	0	3	5	3	0	14	1.6

**Big 12 Conference Statistics**

Year	GP	GS	Min	Avg	FG	FGA	Pct	3FG	3FGA	3Pct	FT	FTA	Pct	O	D	T	Avg	PF	FO	A	T	BS	ST	TP	Avg
2005-06	1	0	11	11.0	1	3	.333	0	0	.000	2	4	.500	3	5	8	8.0	4	0	0	1	0	0	4	4.0





## #32 Marcus King-Stockton

6-9 • 235 • Sophomore • Forward

Denver, Colo./Colorado Academy

Open option major in CU's College of Arts and Sciences

### 2005-06

Averages 2.1 points and 3.2 rebounds a game ... Has played in all 12 games averaging 10 minutes a game in a reserve role ... Along with his physical presence in the paint, also provides a jump shot around the basket ... Grabbed seven rebounds on two occasions this season at Colorado State (Nov. 21) and at Penn (Nov. 29) ... Career-best five defensive re-

bounds at Penn ... Was one of three players to grab at least seven rebounds at Penn helping CU dominate the boards with a 50-28 advantage ... Returns as one of two sophomores ... Gives CU much needed size and strength in the post.

### 2004-05

Averaged 2.3 points and 2.3 rebounds in 25 games played including one start ... Shot 20-of-37 from the field (.541) ... Best collegiate game came in home finale against Iowa State (Mar. 5) with nine points, seven rebounds and season-high 24 minutes ... First collegiate start vs. Radford (Dec. 23): 21 minutes, five rebounds, two points ... Season-best 11 points, eight rebounds and 4-of-4 from the field vs. UMKC (Dec. 21) ... 23 minutes at Missouri (Feb. 22) with three rebounds, two steals ... 22 minutes vs. Nebraska (Jan. 12) with season-high five offensive rebounds ... Five points, two rebounds vs. Colorado State (Dec. 18) ... Helped CU build first-half lead (nine points) against the Rams with three-point play on a dunk and free throw at 4:51.

### PERSONAL

Born Marcus Lamar King-Stockton on Nov. 18, 1985 in Denver, Colo. ... Son of Herman and Dorothy King-Stockton ... Has volunteered at various projects including Ronald McDonald House, Denver Rescue Mission, Children's Hospital and Curtis Park Community Center ... Also involved in the CEROC diversity club and the Links Crew, which helps freshmen in the transition to high school ... Competed on the Pan African Nurturing and Development Association team, which finished second in the annual interscholastic competition.

### King-Stockton's Season/Career Highs

<b>Points</b>			
Season	5	Cal Poly	12/3/05
Career	11	UMKC	12/21/04
Big 12	9	Iowa State	3/5/05
<b>Field Goals</b>			
Season	2	five times	
Career	4	UMKC	12/21/04
Big 12	3	Iowa State	3/5/05
<b>Field Goal Attempts</b>			
Season	6	at Colorado State	11/21/05
Career	6	at Colorado State	11/21/05
Big 12	4	Iowa State	3/5/05
<b>Free Throws</b>			
Season	1	Cal Poly	12/3/05
Career	3	three times	
Big 12	3	Iowa State	3/5/05
<b>Free Throw Attempts</b>			
Season	2	twice	
Career	5	UMKC	12/21/04
Big 12	3	Iowa State	3/5/05
<b>Offensive Rebounds</b>			
Season	4	at Colorado State	11/21/05
Career	5	twice	
Big 12	5	Nebraska	1/12/05
<b>Defensive Rebounds</b>			
Season	5	at Penn	11/29/05
Career	5	at Penn	11/29/05
Big 12	3	Iowa State	3/5/05
<b>Rebounds</b>			
Season	7	twice	
Career	8	UMKC	12/21/04
Big 12	7	Iowa State	3/5/05
<b>Assists</b>			
Season	3	twice	
Career	3	twice	
Big 12	2	Oklahoma State	3/11/05
<b>Turnovers</b>			
Season	3	at TCU	12/20/05
Career	3	at TCU	12/20/05
Big 12	1	three times	
<b>Blocked Shots</b>			
Season	2	twice	
Career	2	six times	
Big 12	2	twice	
<b>Steals</b>			
Season	1	twice	
Career	2	twice	
Big 12	2	at Missouri	2/22/05
<b>Minutes Played</b>			
Season	23	at Colorado State	11/21/05
Career	24	Iowa State	3/5/05
Big 12	24	Iowa State	3/5/05

### Game-by-Game Stats

Game	GS	Min	FGs	3FGs	FTs	O-D-Reb	Pf	A	To	BL	ST	Pts
UNC WILMINGTON	-	7	1-1	0-0	0-0	0-1-1	2	0	1	0	0	2
at Colorado State	-	23	2-6	0-0	0-0	4-3-7	4	0	2	2	0	4
vs. Saint Mary's	-	5	2-3	0-0	0-0	0-0-0	1	0	0	0	0	4
at Penn	-	11	1-3	0-0	0-0	2-5-7	2	3	0	1	1	2
CAL POLY	-	12	2-4	0-0	1-2	2-3-5	1	1	0	0	0	5
UTAH	-	14	2-2	0-0	0-0	3-0-3	3	3	1	1	0	4
UC IRVINE	-	10	0-1	0-0	0-0	1-1-2	1	0	1	0	0	0
at TCU	-	15	0-0	0-0	0-0	0-3-3	4	2	3	2	0	0
MERCER	-	8	0-2	0-0	0-0	1-1-2	1	0	1	0	0	0
DARTMOUTH	-	6	0-2	0-0	0-2	2-1-3	1	0	0	1	0	0
SAVANNAH STATE	-	9	2-4	0-0	0-0	1-3-4	1	0	0	0	1	4
at Texas	-	3	0-0	0-0	0-0	0-1-1	2	0	1	0	0	0

### Career Statistics


Year	GP	GS	Min	Avg	FG	FGA	Pct	3FG	3FGA	3Pct	FT	FTA	Pct	O	D	T	Avg	Pf	FO	A	T	BS	ST	TP	Avg
2005-06	12	0	123	10.3	12	28	.429	0	0	.000	1	4	.250	16	22	38	3.2	23	0	9	10	7	2	25	2.1
2004-05	25	1	262	10.5	20	37	.541	0	0	.000	17	26	.654	34	23	57	2.3	23	0	11	6	13	7	57	2.3
<b>TOTALS</b>	<b>37</b>	<b>1</b>	<b>385</b>	<b>10.4</b>	<b>32</b>	<b>65</b>	<b>.492</b>	<b>0</b>	<b>0</b>	<b>.000</b>	<b>18</b>	<b>30</b>	<b>.500</b>	<b>50</b>	<b>45</b>	<b>94</b>	<b>2.5</b>	<b>46</b>	<b>0</b>	<b>20</b>	<b>16</b>	<b>20</b>	<b>9</b>	<b>82</b>	<b>2.2</b>

### Big 12 Conference Statistics

Year	GP	GS	Min	Avg	FG	FGA	Pct	3FG	3FGA	3Pct	FT	FTA	Pct	O	D	T	Avg	Pf	FO	A	T	BS	ST	TP	Avg
2005-06	1	0	3	3.0	0	0	.000	0	0	.000	0	0	.000	0	1	1	1.0	2	0	0	1	0	0	0	0.0
2004-05	12	0	120	10.0	6	15	.400	0	0	.000	6	9	.667	15	13	28	2.3	9	0	0	3	7	5	18	1.5
<b>TOTALS</b>	<b>13</b>	<b>0</b>	<b>123</b>	<b>9.5</b>	<b>6</b>	<b>15</b>	<b>.400</b>	<b>0</b>	<b>0</b>	<b>.000</b>	<b>6</b>	<b>9</b>	<b>.667</b>	<b>15</b>	<b>14</b>	<b>29</b>	<b>2.2</b>	<b>11</b>	<b>0</b>	<b>0</b>	<b>4</b>	<b>7</b>	<b>5</b>	<b>18</b>	<b>1.4</b>

### Big 12 Post-Season Statistics

Year	GP	GS	Min	Avg	FG	FGA	Pct	3FG	3FGA	3Pct	FT	FTA	Pct	O	D	T	Avg	Pf	FO	A	T	BS	ST	TP	Avg
2004-05	2	0	22	11.0	1	4	.250	0	0	.000	1	2	.500	3	2	5	2.5	5	0	3	0	0	0	3	1.5



**#33 Julius Ashby**  
**6-9 • 235 • Senior • Forward/Center**  
**Trinidad & Tobago/Bates Memorial HS/  
 Marshalltown CC [Iowa]**  
 Major is international affairs

**2005-06 NOTES:** Played a season-best 26 minutes in the exciting tune up game against Savannah State on Jan. 3 scoring 16 points with nine rebounds ... Averaging 7.0 points, 5.5 rebounds .... Played only 13 minutes in conference opener at Texas, fouled out with 16 minutes left in the second half ... Has made 8-of-10 from the free throw line ... Saw 11 minutes against Mercer (Dec. 22) in his first action of the season scoring six points with five rebounds ... Scored six points with five rebounds in 13 minutes played against Dartmouth (Dec. 31) ... Runs the floor well; crashes the boards and finishes around the glass; excellent shot-blocker.

... Scored six points with five rebounds in 13 minutes played against Dartmouth (Dec. 31) ... Runs the floor well; crashes the boards and finishes around the glass; excellent shot-blocker.

**2005-06 PRESEASON NOTES:** Coming off two impressive showings at the Big 12 Tournament in 2004-05 ... Averaged 16.5 points, seven rebounds, 13-of-20 from the field (.650), including a tournament record from the field 9-of-10 shooting against the Cowboys.

**2004-05:** Played 22 games with 19 starts ... Averaged 7.5 points and 6.0 rebound a game ... Missed seven games with a torn tendon (Dec. 23-Jan. 15) ... Led CU in rebounding seven times, including a conference-best 13 in overtime victory at Iowa State (Jan. 22) helping the Buffs win at Ames for the first time since 1991 (13 games) ... Grabbed a team-best 17 rebounds in victory at California (Dec. 7) along with 11 points for his collegiate double-double at CU ... Tied the school road record with six blocked shots at Michigan (Nov. 17) ... Six games with at least three blocked shots ... Owned two of CU's top blocked shot games (at Michigan, 6; and at Iowa State, 4) ... Led team in rebounding seven times (twice shared) ... Scored in double-digits seven times ... Made at least five field goals in a game, four times ... Team leader in offensive rebounding (57) and second in blocked shots (33) despite missing eight games.

**PERSONAL:** Born Julius Euler Ashby on Sept. 16, 1982 in Trinidad and Tobago ... Son of Euclid Ashby and Bernadette Guisseppi of Port of Spain, Trinidad and Tobago.

Game	GS	Min	FGs	FTs	O-D-Reb	Pf	A	To	BL	ST	Pts
MERCER	-	11	2-5	2-2	2-3-5	0	1	0	0	0	6
DARTMOUTH	-	13	2-5	2-4	1-4-5	1	0	2	1	0	6
SAVANNAH STATE	-	26	6-11	4-4	3-6-9	1	2	4	2	1	16
at Texas	-	13	0-2	0-0	1-2-3	5	0	1	0	0	0

**Season/Career Highs**

<b>Points</b>			
Season	16	Savannah State	1/3/06
Career	19	vs. Oklahoma State	3/11/05
Big 12	19	vs. Oklahoma State	3/11/05
<b>Field Goals</b>			
Season	6	Savannah State	1/3/06
Career	9	vs. Oklahoma State	3/11/05
Big 12	9	vs. Oklahoma State	3/11/05
<b>Field Goal Attempts</b>			
Season	11	Savannah State	1/3/06
Career	11	at Michigan	11/17/04
Big 12	10	vs. Oklahoma State	3/11/05
<b>Free Throws</b>			
Season	4	Savannah State	1/3/06
Career	6	vs. Texas	3/10/05
Big 12	6	vs. Texas	3/10/05
<b>Free Throw Attempts</b>			
Season	4	twice	
Career	7	twice	
Big 12	7	vs. Texas	3/10/05
<b>Offensive Rebounds</b>			
Season	3	Savannah State	1/3/06
Career	8	at California	12/7/04
Big 12	6	at Iowa State	1/22/05
<b>Defensive Rebounds</b>			
Season	6	Savannah State	1/3/06
Career	9	at California	12/7/04
Big 12	7	at Iowa State	1/22/05
<b>Rebounds</b>			
Season	9	Savannah State	1/3/06
Career	17	at California	12/7/04
Big 12	13	at Iowa State	1/22/05
<b>Assists</b>			
Season	2	Savannah State	1/3/06
Career	4	Oklahoma State	1/30/05
Big 12	4	Oklahoma State	1/30/05
<b>Blocked Shots</b>			
Season	2	Savannah State	1/3/06
Career	6	at Michigan	11/17/04
Big 12	4	at Iowa State	1/22/05
<b>Steals</b>			
Season	1	Savannah State	1/3/06
Career	3	four times	
Big 12	3	Oklahoma State	1/30/05
<b>Minutes Played</b>			
Season	26	Savannah State	1/3/06
Career	38	at Iowa State	1/22/05
Big 12	38	at Iowa State	1/22/05

**Career Statistics**

Year	GP	GS	Min	Avg	FG	FGA	Pct	3FG	3FGA	3Pct	FT	FTA	Pct	O	D	T	Avg	PF	FO	A	T	BS	ST	TP	Avg
2005-06	4	0	63	15.8	10	23	.435	0	0	.000	8	10	.800	7	15	22	5.5	7	1	3	7	3	1	28	7.0
2004-05	22	19	555	25.2	66	132	.500	0	0	.000	34	69	.493	57	76	133	6.0	64	4	16	34	33	20	166	7.5
<b>TOTALS</b>	<b>26</b>	<b>19</b>	<b>618</b>	<b>23.8</b>	<b>76</b>	<b>155</b>	<b>.490</b>	<b>0</b>	<b>0</b>	<b>.000</b>	<b>42</b>	<b>79</b>	<b>.532</b>	<b>66</b>	<b>91</b>	<b>157</b>	<b>6.0</b>	<b>71</b>	<b>5</b>	<b>19</b>	<b>41</b>	<b>36</b>	<b>21</b>	<b>194</b>	<b>7.5</b>

**Big 12 Conference Statistics**

Year	GP	GS	Min	Avg	FG	FGA	Pct	3FG	3FGA	3Pct	FT	FTA	Pct	O	D	T	Avg	PF	FO	A	T	BS	ST	TP	Avg
2005-06	1	0	13	13.0	0	2	.000	0	0	.000	0	0	.000	0	0	0	0.0	5	1	0	1	0	0	0	0.0
2004-05	12	10	312	26.0	26	58	.448	0	0	.000	10	31	.323	30	34	64	5.3	36	3	11	20	20	9	62	5.2
<b>TOTALS</b>	<b>13</b>	<b>10</b>	<b>315</b>	<b>24.2</b>	<b>26</b>	<b>60</b>	<b>.433</b>	<b>0</b>	<b>0</b>	<b>.000</b>	<b>10</b>	<b>31</b>	<b>.323</b>	<b>30</b>	<b>34</b>	<b>64</b>	<b>4.9</b>	<b>41</b>	<b>4</b>	<b>11</b>	<b>21</b>	<b>20</b>	<b>9</b>	<b>62</b>	<b>4.8</b>

**Big 12 Post-Season Statistics**

Year	GP	GS	Min	Avg	FG	FGA	Pct	3FG	3FGA	3Pct	FT	FTA	Pct	O	D	T	Avg	PF	FO	A	T	BS	ST	TP	Avg
2004-05	2	2	73	36.5	13	17	.765	0	0	.000	7	11	.636	7	7	14	7.0	8	0	0	2	0	2	33	16.5



## #42 Antoine McGee

5-10 • 185 • Senior • Point-Guard

Moreno Valley, Calif./Mercersberg Academy [Pa.]

College major is economics ... Named an NCAA student-athlete leadership conference participant in Florida spring 2004

### 2005-06 NOTES

Has played in every game this season in a reserve role ... Gives the team depth running the point with 15 assists and six steals ... Has played 102 of 103 career games over four-year career with 46 career starts (only game did not play was last year's

Big 12 Tournament game against Oklahoma State) ... Has played 1,437 consecutive minutes without fouling out in a game, fourth all-time ... Ranks 23rd in assists (187) on the school's all-time list ... One of four seniors who has played previous three seasons in a Buffs uniform ... Brother Andre, a freshman, plays at Louisville.

**Coach Patton says**, "Antoine's been a solid young man in our program who will graduate this December (2005), we're looking for team leadership from him."

### 2004-05

Played in 29 games with six starts ... Backup point-guard ... 27 assists (0.9) ... Six starts (Kansas State, at Missouri, at Richmond, at Oklahoma, at Iowa State, Missouri) ... Scored a season-high five points vs. Colorado State (Dec. 18), including a 3-pointer in the first half ... His 3-pointer vs. the Rams was his first trey of the season since making his only one last year at CSU (Dec. 10, 2003) ... Scored four points against Gardner-Webb (Dec. 28) ... Also 16 steals, three of those at Utah (Dec. 30).

### Game-by-Game Stats

Game	GS	Min	FGs	3FGs	FTs	O-D-Reb	Pf	A	To	BL	ST	Pts
UNC WILMINGTON	-	11	1-1	0-0	1-1	0-0-0	0	1	0	0	3	3
at Colorado State	-	7	0-1	0-1	0-0	0-0-0	1	0	1	0	0	0
vs. Saint Mary's	-	6	0-1	0-0	0-0	1-0-1	2	3	1	0	0	0
at Penn	-	2	0-0	0-0	0-0	0-0-0	0	0	0	0	0	0
CAL POLY	-	7	0-1	0-0	0-0	0-1-1	0	1	0	0	0	0
UTAH	-	1	0-0	0-0	0-0	0-0-0	0	0	0	0	0	0
UC IRVINE	-	2	0-0	0-0	0-0	0-0-0	0	0	0	0	0	0
at TCU	-	9	0-0	0-0	0-0	0-2-2	1	2	1	0	1	0
MERCER	-	15	0-2	0-1	1-2	0-1-1	1	6	2	0	1	1
DARTMOUTH	-	6	0-0	0-0	0-0	0-0-0	0	0	0	0	1	0
SAVANNAH STATE	-	12	0-1	0-1	0-0	0-0-0	3	2	0	0	0	0
at Texas	-	2	0-0	0-0	0-0	0-0-0	0	0	0	0	0	2

### Career Statistics

Year	GP	GS	Min	Avg	FG	FGA	Pct	3FG	3FGA	3Pct	FT	FTA	%	O	D	T	Avg	PF	FO	A	T	BS	ST	TP	Avg
2005-06	12	0	80	6.7	1	7	.143	0	3	.000	2	3	.667	1	4	5	0.4	8	0	15	5	0	6	4	0.43
2004-05	29	6	340	11.7	10	29	.345	2	4	.500	1	4	.250	5	26	31	1.1	38	0	27	18	1	16	23	0.8
2003-04	29	11	386	13.3	19	46	.413	1	2	.500	12	25	.480	4	21	25	0.9	52	0	50	29	1	9	51	1.8
2002-03	32	29	631	19.7	27	91	.297	6	24	.250	24	37	.649	8	36	44	1.4	55	0	95	43	1	19	84	2.6
<b>TOTALS</b>	<b>102</b>	<b>46</b>	<b>1437</b>	<b>14.1</b>	<b>57</b>	<b>173</b>	<b>.330</b>	<b>9</b>	<b>33</b>	<b>.273</b>	<b>39</b>	<b>69</b>	<b>.565</b>	<b>18</b>	<b>87</b>	<b>105</b>	<b>1.0</b>	<b>153</b>	<b>0</b>	<b>187</b>	<b>95</b>	<b>3</b>	<b>50</b>	<b>162</b>	<b>1.6</b>

### Big 12 Conference Statistics

Year	GP	GS	Min	Avg	FG	FGA	Pct	3FG	3FGA	3Pct	FT	FTA	%	O	D	T	Avg	PF	FO	A	T	BS	ST	TP	Avg
2005-06	1	0	2	2.0	0	0	.000	0	0	.000	0	0	.000	0	0	0	0.0	0	0	0	0	0	0	0	0.0
2004-05	16	5	169	10.6	4	14	.286	1	2	.500	1	2	.500	2	9	11	0.7	21	0	12	7	1	5	10	0.6
2003-04	16	1	175	10.9	7	17	.412	0	1	.000	7	15	.467	2	13	15	0.9	26	0	25	13	0	5	21	1.3
2002-03	16	14	350	21.9	13	48	.271	2	11	.182	12	18	.667	3	20	23	1.4	31	0	46	24	1	12	40	2.5
<b>TOTAL</b>	<b>49</b>	<b>20</b>	<b>696</b>	<b>14.2</b>	<b>24</b>	<b>79</b>	<b>.308</b>	<b>3</b>	<b>14</b>	<b>.214</b>	<b>20</b>	<b>35</b>	<b>.571</b>	<b>7</b>	<b>42</b>	<b>49</b>	<b>1.0</b>	<b>78</b>	<b>0</b>	<b>83</b>	<b>44</b>	<b>2</b>	<b>22</b>	<b>71</b>	<b>1.5</b>

### Big 12 Post-Season Statistics

Year	GP	GS	Min	Avg	FG	FGA	Pct	3FG	3FGA	3Pct	FT	FTA	%	O	D	T	Avg	PF	FO	A	T	BS	ST	TP	Avg
2004-05	1	0	4	4.0	0	1	.000	0	0	.000	0	0	.000	0	0	0	0.0	0	0	0	0	0	0	0	0.0
2003-04	1	0	12	12.0	1	3	.333	0	0	.000	0	0	.000	1	0	1	1.0	1	0	0	1	0	0	2	2.0
2002-03	2	2	20	10.0	0	2	.000	0	0	.000	2	2	1.00	0	1	1	0.5	4	0	2	1	0	0	2	1.0
<b>TOTALS</b>	<b>4</b>	<b>2</b>	<b>36</b>	<b>8.0</b>	<b>1</b>	<b>6</b>	<b>.167</b>	<b>0</b>	<b>0</b>	<b>.000</b>	<b>2</b>	<b>2</b>	<b>1.00</b>	<b>1</b>	<b>1</b>	<b>2</b>	<b>0.7</b>	<b>5</b>	<b>0</b>	<b>2</b>	<b>2</b>	<b>0</b>	<b>0</b>	<b>4</b>	<b>1.0</b>

### McGee's Season/Career Highs

Points	Season	3	UNC Wilmington	11/18/05
Career	10	Oklahoma	2/25/04	
Big 12	10	Oklahoma	2/25/04	
Field Goals	Season	1	UNC Wilmington	11/18/05
Career	3	three times		
Big 12	3	twice		
Field Goal Attempts	Season	2	Mercer	12/22/04
Career	7	twice		
Big 12	7	Kansas State	1/15/03	
Free Throws	Season	1	twice	
Career	4	Oklahoma	2/25/04	
Big 12	4	Oklahoma	2/25/04	
Free Throw Attempts	Season	2	Mercer	12/22/05
Career	8	Oklahoma	2/25/04	
Big 12	8	Oklahoma	2/25/04	
Offensive Rebounds	Season	1	St. Mary's	11/26/05
Career	1	18 times		
Big 12	1	seven times		
Defensive Rebounds	Season	2	at TCU	12/20/05
Career	4	twice		
Big 12	3	four times		
Rebounds	Season	2	at TCU	12/20/05
Career	5	UMKC	12/21/04	
Big 12	2	twice		
Three-Point Field Goals	Season	-		
Career	2	Kansas State	1/15/03	
Big 12	2	Kansas State	1/15/03	
Three-Point Attempts	Season	1	three times	
Career	3	Kansas State	1/15/03	
Big 12	3	Kansas State	1/15/03	
Assists	Season	6	Mercer	12/22/05
Career	10	Stetson	11/24/02	
Big 12	7	Missouri	2/22/03	
Blocked Shots	Season	-		
Career	1	three times		
Big 12	1	twice		
Steals	Season	3	UNC Wilmington	11/18/05
Career	3	at Utah	12/30/04	
Big 12	2	Kansas State	2/26/05	
Minutes Played	Season	15	Mercer	12/22/05
Career	34	Kansas State	1/15/03	
Big 12	34	Kansas State	1/15/03	

**Game 1**  
**Colorado** 73  
**UNC Wilmington** 54  
**Nov. 18, 2005** Coors Events Center

**BOULDER, Colo. (AP)** - Chris Copeland's 20 points led Colorado past UNC Wilmington 73-54 Friday night, the Seahawks' first loss after three impressive wins in the Black Coaches Association Tournament.

Bufs coach Ricardo Patton, who has a .547 winning percentage and a .439 Big 12 mark in his decade in Boulder, improved to 10-0 in season openers.

Richard Roby, who led the Bufs with a 16-point average as a freshman last season, added 14 points, Jayson Obazuaye had 12 and Andy Osborn finished with 10. T.J. Carter's 12 points led the Seahawks (3-1).

With 6-9 post player Julius Ashby academically ineligible until the second semester, the Bufs turned to forwards Copeland, a junior, and Osborn, one of Colorado's nation-high 10 seniors on the roster, to control the paint and keep Wilmington from going 4-0 on its trip through the Rockies.

Copeland scored 10 first-half points - he had the only successful 3-pointer in nine tries by Colorado - and Osborn, who finished with eight boards, had eight points by halftime as the Bufs inched ahead 29-23.

The Seahawks, of the Colonial Athletic Association, have averaged better than 19 wins each of their three seasons under coach Brad Brownell. They were fresh off capturing the championship of the Black Coaches Association Tournament in Laramie, Wyo., with wins over Butler, Wyoming and North-western.

But instead of being in rhythm, they were tired. Both teams started out slowly with Wilmington shooting 39 percent (10-of-26) in the first half and Colorado 38 percent (11-of-29).

The Seahawks were within six at 38-32 when the Buffaloes, led by Copeland's five points, used an 18-2 run to take control. Antoine McGee's three-point play with 11:12 remaining made it 56-34.

Back-to-back baskets by Roby and Copeland's three-point play made it 68-44 with 3:46 left.

**UNC WILMINGTON (3-1)**

Player	FGs	3-pt	FT	O-D	R	F	TP	A	TO	B	S	Min	
Laue	f	4-8	2-3	0-2	2-1	3	4	10	1	2	1	0	18
Hendley	f	2-8	0-1	0-0	3-3	6	3	4	0	3	0	0	29
Wyrick	f	2-7	0-0	0-0	0-5	5	2	4	1	6	1	1	30
Goldsberry	g	3-4	1-2	0-0	1-0	1	4	7	6	2	0	1	26
Soyebo	g	0-3	0-1	0-0	0-3	3	2	0	3	5	0	1	21
Carter	4-9	2-6	2-2	0-1	1	1	12	1	5	0	0	0	25
Fountain	1-5	0-1	0-0	0-3	3	0	2	0	0	0	0	0	9
Lay	0-1	0-0	2-2	0-0	0	3	2	0	1	0	0	0	11
Miller	2-4	0-0	0-0	3-1	4	0	4	1	1	0	0	0	9
Grkovic	0-1	0-0	0-0	0-0	0	1	0	0	0	0	0	0	11
Kuljanin	4-4	0-0	1-2	1-1	2	4	9	0	1	0	0	0	11
Team					2-1	3							
Totals	22-54	5-14	5-8	12-19	31-24	54	13	26	2	3	200		

FG%	1st Hlf	10-26	38.5%	2nd Hlf	12-28	42.9%	Game	40.7%
3-Pt.FG%	1st Hlf	2-6	33.3%	2nd Hlf	3-8	37.5%	Game	35.7%
FT %	1st Hlf	1-2	50.0%	2nd Hlf	4-6	66.7%	Game	62.5%

**COLORADO (1-0)**

Player	FGs	3-pt	FT	O-D	R	F	TP	A	TO	B	S	Min	
Osborn	f	4-10	0-4	2-2	3-5	8	3	10	1	0	3	3	34
Copeland	f	5-6	2-3	8-9	2-3	5	2	20	0	4	2	1	28
Obazuaye	g	5-10	0-2	2-6	2-5	7	2	12	3	5	1	2	31
Coleman	g	3-10	0-2	1-2	2-3	5	1	7	2	2	0	2	28
Roby	g	5-12	2-3	2-2	2-5	7	3	14	4	4	0	3	29
Eddy	1-1	0-0	1-2	2-0	2	0	3	0	0	0	0	0	8
Senger	0-0	0-0	0-0	0-0	0	0	0	0	0	0	0	1	2
Freeman	0-0	0-0	0-0	0-0	0	0	0	0	0	0	0	0	2
Hall	1-5	0-3	0-0	0-0	0	0	2	1	1	0	0	2	16
King-Stockton	1-1	0-0	0-0	0-1	1	2	2	0	1	0	0	0	7
McGee	1-1	0-0	1-1	0-0	0	0	3	1	0	0	0	3	11
Williams	0-0	0-0	0-0	0-0	0	1	0	0	0	0	0	0	4
Team					0-1	1							
Totals	26-56	4-17	17-24	13-23	36-14	73	12	17	6	17	200		

FG%	1st Hlf	11-29	37.9%	2nd Hlf	15-27	55.6%	Game	46.4%
3-Pt.FG%	1st Hlf	1-9	11.1%	2nd Hlf	3-8	37.5%	Game	23.5%
FT %	1st Hlf	6-8	75.0%	2nd Hlf	11-16	68.8%	Game	70.8%

UNCW	23	31	54
Colorado	29	44	73

Officials: Rick Randall, Warren Evans, Chuck Hood  
 Technicals: none. Attendance: 3268. Fouled out: none.

**Game 2**  
**Colorado** 82  
**at Colorado State** 83  
**Nov. 21, 2005** Moby Arena

**FORT COLLINS, Colo. (AP)** - Sophomore Sean Morris scored a career-best 34 points and his older brother, senior Michael Morris, sank two critical free throws with 10 seconds left as Colorado State beat Colorado, 83-82 Monday night. After the elder Morris' free throws made it 83-80, Chris Copeland inexplicably dished it inside to Martane Freeman, whose dunk made it 83-82.

The Bufs called timeout with 2.3 seconds left, and Cory Lewis' inbounds pass bounced off Jason Smith with 1.5 seconds left, giving the ball back to the Buffaloes underneath their basket.

Michael Harrison tipped Marcus Hall's inbounds pass to Smith, who dribbled out the clock, securing the Rams' 25th straight home opening victory and their first win over the Bufs since 1999, setting off a wild celebration at Moby Arena, where the students stormed the court.

Smith added 16 points for the Rams (2-0), who also got 10 points each from Harrison and Lewis. Hall added 12 points, seven assists and tied a career-best four steals.

Freeman's career-high 17 points off the bench and Copeland's 16 points led the Bufs (1-1), who saw a 74-66 lead with 7 1/2 minutes vanish when the Rams turned up their pressure defense.

Sean Morris tied it at 79 with 52 seconds left when he sank his school record-tying ninth 3-pointer.

Hall charged at the other end, then fouled Smith, whose two free throws with 26 seconds left gave the Rams the lead for good at 81-79.

Richard Roby (10 points) was fouled with 11 seconds left but missed one of two foul shots, leaving the Rams ahead by a point. After a timeout, Roby fouled Michael Morris, who calmly sank both free throws for an 83-80 lead.

The Bufs have long played a running style and they appeared set to extend their winning streak over the Rams to six for the first time since 1946-50 when they built an eight-point second half lead.

Andy Osborn (11 points) sank three 3-pointers in helping Colorado built a 43-40 halftime lead but he scored just two points in the second half.

**COLORADO (1-1)**

Player	FGs	3-pt	FT	O-D	R	F	TP	A	TO	B	S	Min	
Osborn	f	4-7	3-6	0-0	0-0	0	4	11	1	2	0	0	25
Copeland	f	7-12	1-3	1-4	2-3	5	1	16	2	0	0	1	31
Obazuaye	g	3-9	0-1	1-2	2-3	5	5	7	3	2	0	2	24
Coleman	g	2-4	1-1	0-0	2-0	2	2	5	3	4	0	0	14
Roby	g	3-6	1-3	3-6	1-2	3	1	10	3	1	0	1	22
Eddy	0-0	0-0	0-0	0-0	0	0	0	0	0	0	0	0	1
Freeman	6-8	0-1	5-6	1-1	2	3	17	2	0	1	3	24	
Hall	5-8	1-2	1-1	1-2	3	4	12	7	4	0	4	29	
King-Stockton	2-6	0-0	0-0	4-3	7	4	4	0	2	2	0	23	
McGee	0-1	0-1	0-0	0-0	0	1	0	0	1	0	0	7	
Team					2-3	5							
Totals	32-61	7-18	11-19	15-17	32-25	82	21	16	3	11	200		

FG%	1st Hlf	15-31	48.4%	2nd Hlf	17-30	56.7%	Game	52.5%
3-Pt.FG%	1st Hlf	6-10	60.0%	2nd Hlf	1-8	12.5%	Game	38.9%
FT %	1st Hlf	7-10	70.0%	2nd Hlf	4-9	44.4%	Game	57.9%

**COLORADO STATE (2-0)**

Player	FGs	3-pt	FT	O-D	R	F	TP	A	TO	B	S	Min	
Smith	f	5-8	0-0	6-9	0-6	6	3	16	5	6	1	3	35
Harrison	f	4-9	0-0	2-5	2-3	5	3	10	6	3	3	2	37
Morris,S.	g	10-18	9-16	5-6	1-4	5	1	34	1	3	0	1	31
Lewis	g	4-7	2-4	0-0	0-0	0	4	10	0	4	0	1	33
Morris,M.	g	1-3	0-2	3-4	2-1	3	1	5	7	2	2	0	27
Clark	0-0	0-0	2-2	0-0	0	0	2	1	0	0	0	0	8
Harris	0-0	0-0	0-0	0-2	2	2	0	0	0	0	0	0	5
Robinson	0-2	0-0	0-0	2-0	2	0	0	0	1	0	0	11	
Patterson	0-0	0-0	0-0	1-0	1	0	0	0	0	0	0	2	
Brown	0-0	0-0	0-0	0-0	0	0	0	0	0	0	0	0	0
Gilling	2-3	2-3	0-0	0-0	0	1	6	0	1	0	0	11	
Team					3-1	4							
Totals	26-50	13-25	18-26	11-17	28-17	83	20	20	6	7	200		

FG%	1st Hlf	15-29	51.7%	2nd Hlf	11-21	52.4%	Game	52.0%
3-Pt.FG%	1st Hlf	7-15	46.7%	2nd Hlf	6-10	60.0%	Game	52.0%
FT %	1st Hlf	3-4	75.0%	2nd Hlf	15-22	68.2%	Game	69.2%

Colorado	43	39	82
Colorado St.	40	43	83

Officials: Steve Welmer, Mark Whitehead, Rick Hartzell  
 Technicals: none. Attendance: 3268. Fouled out: none.

**Game 3**  
**Colorado** 73  
**Saint Mary's** 54  
**Nov. 26, 2005** Pepsi Center

**DENVER, Colo. (AP)** - Richard Roby scored 17 of his 29 points in the first half and Colorado cruised to a 73-54 win over Saint Mary's on Saturday night in the Colorado Classic.

Roby, who averaged 16 points as a freshman, had started the season in somewhat of a slump, averaging just 12 points in the Bufs' 1-1 start that included a last-second loss to archrival Colorado State.

So, Roby stayed in the gym after practice to work on his game and it paid off at the Pepsi Center.

He was 4-of-7 from beyond the arc and also grabbed six rebounds off the defensive glass and stole the ball three times.

Dominique Coleman added 10 points for the Bufs, who improved to 5-1 against the Gaels of the West Coast Conference. Marcus Hall added a season-best eight assists, while freshman Calvin Williams came off the bench to grab seven rebounds.

Daniel Kickert's 22 points led the Gaels (1-1), who had a height advantage but couldn't keep up with the Bufs' faced-paced tempo led by Roby and quickly fell behind.

The Buffaloes (2-1) jumped out to a 40-26 halftime lead thanks to Roby's 17 points, two steals and a blocked shot. He was also 3-for-3 from three-point range.

The Gaels cut the deficit to single digits on Brett Collin's basket that made it 49-40 with 11 minutes left, but the Bufs quickly put to rest any hope of a comeback when Coleman slammed back-to-back baskets.

Colorado rebuilt its cushion to 67-49 on consecutive fastbreak buckets by Marcus King-Stockton with 3 1/2 minutes remaining.

Collins had 16 points and 11 boards for Saint Mary's.

**SAINT MARY'S (1-1)**

Player	FGs	3-pt	FT	O-D	R	F	TP	A	TO	B	S	Min	
Kickert	f	8-16	3-6	3-3	1-2	3	3	22	0	4	0	2	33
Collins	f	7-17	0-1	2-6	5-6	11	1	16	1	3	0	1	34
Rhalimi	c	1-2	0-0	0-0	0-4	4	1	2	0	1	0	0	7
DaSilva	g	1-4	1-3	0-0	1-3	4	1	3	1	5	1	0	25
Golden	g	0-2	0-1	0-0	0-3	3	4	0	0	1	1	1	19
Bond	0-2	0-1	0-0	0-0	0	0	0	0	0	0	0	0	6
White	0-1	0-1	3-4	0-0	0	1	3	0	0	0	0	0	6
Hunter	1-2	0-0	1-3	1-2	3	2	3	1	1	0	2	19	
O'Leary	0-3	0-2	0-0	1-3	4	1	0	0	2	0	0	0	11
McCaughy	0-0	0-0	0-0	0-0	0	0	0	1	0	0			

**Game 4**  
**Colorado** 78  
**at Penn** 60  
**Nov. 29, 2005** The Palestra

**PHILADELPHIA, Pa.** - Sophomore guard Richard Roby and senior forward Chris Copeland scored 22 and 20 points, respectively leading the University of Colorado Buffaloes to 78-60 victory over the University of Pennsylvania at The Palestra.

CU/Penn played the first 20 minutes of play all even and went to the intermission with a 37-37 tie. Unfortunately for the Quakers, they went ice cold during the second half, and the Buffaloes took advantage to earn the 18-point win.

After shooting nearly 44 percent from the field during the first stanza, Penn (2-1) went just 9-of-31 (29.0 percent) in the second half including 2-of-15 (13.3 percent) from three-point land. CU on the other hand was 15-of-33 (45.5 percent) and an impressive 8-of-10 (.800) from the free throw line.

CU (3-1) jumped all over Penn to start the game, scoring nine of the game's first 10 points. However, the Quakers responded with an 8-3 run to draw within three, then reeled off 11 unanswered points to lead 20-16.

Roby led a five-point Colorado run that gave the Buffs back the lead, but after the teams traded buckets Penn went on another 11-point streak that pushed its lead to 33-23. Roby was again on display, though, scoring 10 points as CU climbed back to tie the game at the break. At the half Roby had 17 points and had missed just one of his 11 shots from the field (4-of-5 field goals including 3-of-3 three-pointers, 6-of-6 free throws).

The Buffs scored seven of the first 10 points in the second half to take a 44-40 lead, then extended that advantage to 50-42 as the Quakers missed several opportunities. Penn was within nine points with seven minutes left (57-48), but Colorado dropped seven of the next eight points to make its lead 15 (64-49) and Penn never got inside double digits after that.

Senior guard Jayson Obazuaye led the CU dominance on the glass with a game-high and career-high nine rebounds helping CU to a 50-28 advantage. Copeland added seven rebounds along with sophomore Marcus King-Stockton tying a personal-best seven boards.

**COLORADO (3-1)**

Player	FGs	3-pt	FT	O-D	R	F	TP	A	TO	B	S	Min
Osborn	f	3-7	2-4	0-0	4	3	8	0	3	0	0	21
Copeland	f	7-11	2-4	4-4	2-5	4	4	20	0	3	0	25
Obazuaye	g	2-9	0-1	0-0	2-7	9	2	4	2	2	0	31
Hall	g	4-8	0-1	0-0	1-1	2	2	8	3	2	0	28
Roby	g	5-10	4-4	8-8	0-4	4	4	22	5	2	1	33
Eddy	g	0-1	0-1	0-1	1-1	2	1	0	0	0	0	5
Senger	g	0-0	0-0	0-0	0-2	2	1	0	0	0	0	8
Coleman	g	3-4	0-0	0-1	0-4	4	0	6	1	1	0	17
Freeman	g	2-4	0-0	4-6	2-0	2	4	8	1	3	0	14
Williams	g	0-0	0-0	0-0	1-1	2	0	0	2	0	0	1
Arrington	g	0-0	0-0	0-0	0-0	0	0	0	0	0	0	1
King-Stockton	g	1-3	0-0	0-0	2-5	7	2	2	3	0	1	11
McGee	g	0-0	0-0	0-0	0-0	0	0	0	0	0	0	2
Team					1-4	5						
Totals		27-57	8-15	16-20	12-38	50	23	78	15	18	2	9 200

FC% 1st Hlf 12-24 50.0% 2nd Hlf 15-33 45.5% Game 47.4%  
 3-Pt.FG% 1st Hlf 5-9 55.6% 2nd Hlf 3-6 50.0% Game 53.3%  
 FT % 1st Hlf 8-10 80.0% 2nd Hlf 8-10 80.0% Game 80.0%  
 deadball rebounds: 1

**PENN (2-1)**

Player	FGs	3-pt	FT	O-D	R	F	TP	A	TO	B	S	Min
Danley	f	4-9	0-0	6-10	1-5	6	3	14	5	0	1	32
Ebede	f	2-4	1-2	0-0	0-2	2	4	5	1	1	0	22
Grandieri	g	0-2	0-1	0-1	2-5	7	1	0	4	2	0	30
Jaaber	g	7-12	2-4	0-2	1-2	3	4	16	2	1	0	27
Osmundson	g	3-14	2-9	3-6	1-2	3	1	11	2	4	0	36
Ege	g	0-1	0-1	0-0	0-0	0	0	0	0	0	0	1
Whitehurst	g	3-7	1-4	0-0	0-0	0	4	7	2	1	0	15
Franklin	g	0-0	0-0	0-0	0-0	0	0	0	0	0	0	1
Zoller	g	3-8	0-2	1-2	2-2	4	2	7	0	0	0	22
McMahon	g	0-4	0-4	0-0	0-1	1	1	0	2	0	0	9
Votel	g	0-0	0-0	0-0	0-0	0	1	0	0	1	0	5
Team					2	2						
Totals		22-61	6-27	10-21	7-21	28	21	60	16	12	1	8 200

FC% 1st Hlf 13-30 43.3% 2nd Hlf 9-31 29.0% Game 36.1%  
 3-Pt.FG% 1st Hlf 4-12 33.3% 2nd Hlf 2-15 13.3% Game 22.2%  
 FT % 1st Hlf 7-11 63.6% 2nd Hlf 3-10 30.0% Game 47.6%  
 deadball rebounds: 5

Colorado	37	41	78
Penn	37	23	60

Officials: Rich Giallella, Alvin Cox, Ron Tyburnski  
 Technicals: Freeman. Attendance: 6249. Fouled out: none.

**Game 5**  
**Colorado** 93  
**Cal Poly** 75  
**Dec. 3, 2005** Coors Events Center

**BOULDER** - The University of Colorado men's basketball team placed all five of its starters in double figures led with 17 points each by Andy Osborn and Richard Roby as the Buffaloes cruised to a 93-75 victory over Cal Poly at the Coors Events Center.

With the win, CU improves to 4-1, having won its last three in a row, while the Mustangs drop their fourth straight and fall to 1-4.

Other starters who reached double figures for the Buffs were Jayson Obazuaye (13 pts.), Chris Copeland (12 pts.) and Marcus Hall, who finished the game with 11 points and five assists.

"It was a good game, a good win," said CU head coach Ricardo Patton. "There was some good, but some bad. But, overall, I thought the guys played fairly well. In fact, we had only five turnovers."

The Buffaloes raced out to a 45-39 advantage at the intermission on 51.5 percent shooting (17-of-33), getting balanced scoring from all five of its starters, including Roby and Osborn with nine points apiece.

Midway through the first half, CU rallied from its biggest deficit of the game (four points) with a 9-0 run over the next two minutes, pushing its lead to eight points (31-23).

In the second half, CU continued to hold its advantage over the Mustangs, extending its lead to 22 points with five minutes remaining as Osborn hit his fourth three-pointer of the game and an 87-65 lead.

Osborn also recorded his second career double-double in a CU uniform, grabbing 10 rebounds to go with his 17 points. Osborn's 10 boards helped CU dominate the Mustangs under the basket with a 46-33 advantage.

**CAL POLY (1-4)**

Player	FGs	3-pt	FT	O-D	R	F	TP	A	TO	B	S	Min
Stephenson	f	3-9	1-3	1-3	5-7	12	1	8	1	2	1	31
Leavitt	f	7-10	1-2	2-3	2-3	5	3	17	1	3	3	29
Whiten	g	4-11	4-9	0-0	0-0	1	4	12	1	2	0	27
Thomas	g	4-9	1-4	0-1	0-4	4	3	9	5	5	0	34
Stockalper	g	7-9	3-4	0-0	1-3	4	2	17	3	1	0	27
Osborn	g	0-2	0-1	0-0	0-3	3	1	0	1	0	0	11
Henry	g	1-1	1-1	0-0	0-0	0	1	3	0	0	0	6
Socci	g	1-1	0-0	2-2	0-0	0	1	4	0	0	0	7
McGinn	g	2-4	1-2	0-0	1-1	2	0	5	2	0	0	16
Thurrow	g	0-2	0-0	0-0	0-0	0	3	0	1	0	0	12
Team					1-1	2						
Totals		29-58	12-26	5-9	10-23	33	19	75	13	15	4	2 200

FC% 1st Hlf 15-29 51.7% 2nd Hlf 14-29 48.3% Game 50.0%  
 3-Pt.FG% 1st Hlf 8-16 50.0% 2nd Hlf 4-10 40.0% Game 46.2%  
 FT % 1st Hlf 1-1 100.0% 2nd Hlf 4-8 50.0% Game 55.6%  
 deadball rebounds: 0

**COLORADO (4-1)**

Player	FGs	3-pt	FT	O-D	R	F	TP	A	TO	B	S	Min
Osborn	f	6-11	4-9	1-2	5-5	10	0	17	1	1	2	0 32
Copeland	f	4-9	0-3	4-9	3-2	5	2	12	1	0	1	2 23
Obazuaye	g	6-8	0-0	1-3	3-1	4	0	13	1	0	1	25
Hall	g	5-9	1-4	0-0	0-2	2	3	11	5	1	0	1 22
Roby	g	7-13	2-4	1-2	1-6	7	1	17	4	0	0	2 26
Eddy	g	1-4	0-1	1-2	0-0	0	0	3	0	0	0	1 7
Carder	g	1-2	1-2	0-0	1-1	1	0	3	0	0	0	4
Senger	g	0-1	0-0	0-0	0-0	0	0	0	0	1	0	0 3
Coleman	g	2-7	0-3	1-1	1-2	3	1	5	4	2	0	3 20
Freeman	g	2-2	0-0	2-2	3-0	3	2	6	1	0	0	0 11
Williams	g	0-3	0-1	1-2	2-0	2	1	1	0	0	0	0 4
Arrington	g	0-1	0-0	0-0	2-1	3	0	0	0	0	0	2 0 4
King-Stockton	g	2-4	0-0	1-2	2-3	5	1	5	1	0	0	0 12
McGee	g	0-1	0-0	0-0	0-1	1	0	0	1	0	0	0 7
Team												
Totals		36-75	8-27	13-25	22-24	46	11	93	19	5	6	10 200

FC% 1st Hlf 17-33 51.5% 2nd Hlf 19-42 45.2% Game 48.0%  
 3-Pt.FG% 1st Hlf 4-12 33.3% 2nd Hlf 4-15 26.7% Game 29.6%  
 FT % 1st Hlf 7-12 58.3% 2nd Hlf 6-13 46.2% Game 52.0%  
 deadball rebounds: 6

Cal Poly	39	36	75
Colorado	45	48	93

Officials: Larry Rose, Terry Davis, Joe Townsell  
 Technicals: Cal Poly team. Attendance: 1559. Fouled out: none.

**Game 6**  
**Colorado** 76  
**Utah** 52  
**Dec. 7, 2005** Coors Events Center

**BOULDER (AP)** - Sophomore guard Richard Roby collected his third career double-double of 19 points and 10 rebounds leading Colorado to a 76-52 home win Wednesday night at the Coors Events Center.

Chris Copeland added 16 points as Colorado (5-1) extended it winning streak to four. Bryant Markson and Chris Jackson led Utah (4-2) with 13 and 12 points, respectively.

"That was a great win," said Colorado head coach Ricardo Patton. "Utah is a really good basketball team. We had a lot of different lineups and everybody contributed. Like always, we need to take a look at the tape and try to improve."

The Utes had won the last two meetings between the two teams, but struggled with 17 turnovers and were only 2-for-14 in 3-pointers as they scored a season-low 16 points in the first half.

Colorado started the second half making 2-of-7 shots, allowing Utah to cut a 17-point halftime deficit to 38-31 on a 3-pointer and a layup by Johnnie Bryant five minutes into the half.

Martane Freeman hit two straight shots after a driving layup by Marcus Hall to put the Buffaloes back up by 44-31.

Two free throws by Copeland capped a 6-0 run to give Colorado its biggest lead, 56-37, with 8:21 left. Utah got as close as 66-51 in the remaining three minutes on a layup by Ricky Johns.

Colorado started slowly, missing 14-of-15 shots to start the game and trailed 10-3 after a layup by Utah's Luke Nevill. But the Buffaloes began finding their range from beyond the 3-point arc, connecting on seven 3-pointers, three by Roby and outscored Utah, 30-6 over the last 11:57 of the first half to lead 33-16. Colorado was 12-for-37 on 3-pointers.

Copeland and Marcus Hall had two 3-pointers each in the first period. In contrast, the Utes were 0-for-4 on 3-pointers and shot 33 percent against a suffocating defense that also forced 11 turnovers.

**UTAH (4-2)**

Player	FGs	3-pt	FT	O-D	R	F	TP	A	TO	B	S	Min
Markson	f	4-10	0-2	5-5	3-2	5	4	13	2	3	0	1 32
Green	f	1-6	1-4	0-0	1-4	5	2	3	2	4	0	1 26
Jackson	c	6-9	0-1	0-4	2-5	7	1	12	0	0	1	0 19
Bryant	g	2-8	1-3	0-0	0-6	6	0	5	0	2	0	1 34
Drisdom	g	0-2	0-1	0-1	0-2	2	3	0	0	2	0	0 18
Borha	g	3-5	0-1	1-2	1-3	4	3	7	3	3	0	1 18
Iverson	g	0-0	0-0	0-0	0-0	0	0	0	0	0	0	0 5
Johns	g	1-2	0-1	0-1	0-1	1	0	2	0	0	0	0 16
Nevill	g	3-5	0-0	1-1	1-3	4	2	7	0	2	0	0 21
Langvad	g	1-3	0-1	1-2	0-0	0	0	3	0	1	0	1 11
Team					1	1						
Totals		21-50	2-14	8-16	9-26	35	15	52	7	17	1	5 200

FC% 1st Hlf 8-24 33.3% 2nd Hlf 13-26 50.0% Game 42.0%  
 3-Pt.FG% 1st Hlf 0-4 0.0% 2nd Hlf 2-10 20.0% Game 14.3%  
 FT % 1st Hlf 0-2 0.0% 2nd Hlf 8-14 57.1% Game 50.0%  
 deadball rebounds: 4

**COLORADO (5-1)**

Player	FGs	3-pt	FT	O-D	R	F	TP	A	TO	B	S	Min
Osborn	f	3-										

**Game 7**  
**Colorado** 96  
**UC Irvine** 80  
**Dec. 18, 2005** Coors Events Center

**BOULDER (AP)** - Richard Roby scored 20 points and Martane Freeman added a career-high 17 as Colorado extended its winning streak to five games with a 96-80 victory over UC Irvine.

Marcus Hall contributed 14 points and five assists. Colorado (6-1) has won all seven meetings between the two teams. "It was a great win, especially under these circumstances," said CU head coach Ricardo Patton. "I know the guys have been pressed this week with exams and we haven't even practiced in our own gym. With all the distractions this week I am very proud that we continue to be a good basketball team. Any time you shoot that good there is a good chance of winning."

The win spoiled the homecoming of Denver native Ross Schraeder, who had 26 points to lead UC Irvine (4-4). The Anteaters, who had an impressive road win at Stanford, hadn't played since Dec. 3. The rustiness showed.

Colorado withstood several Anteater runs in the second half, the first when Nic Campbell scored seven straight points to reduce the lead to 56-51. Dominique Coleman's jumper capped a 6-0 run for the Buffaloes to help them pull away.

A conventional three-point play by Darren Fells made it a five-point game again, only to see Freeman respond with a 3-pointer. A layup from Coleman helped Colorado put its lead back to 69-59.

UC Irvine made its final run at Colorado when baskets by Mark Kelley and Campbell (18 points) got them within 77-71 with 6:25 left. Roby nailed a 3-pointer and Freeman converted two free throws, and the Buffaloes' lead was never under nine points over the final 5:36.

The Buffaloes were 20-of-24 from the free throw line, also made 10 3-pointers for the game and placed six players with 10 or more points. The CU bench recorded their most points of the season pouring in a season-best 34 points.

**UC IRVINE (4-4)**

Player	FGs	3-pt	FT	O-D	R F	TP	A	TO	B	S	Min	
Campbell f	6-10	3-6	3-4	0-2	2	3	18	5	3	0	2	36
Kelley f	3-7	0-0	0-0	0-6	6	3	6	2	2	0	0	20
Armstrong g	2-4	1-2	2-2	0-1	1	3	7	2	1	0	0	25
Fitzgerald g	4-9	0-3	1-2	0-3	3	2	9	7	6	0	3	33
Schraeder g	11-12	3-3	1-1	1-3	4	3	26	0	1	0	1	35
Green	0-1	0-0	0-0	0-1	1	0	0	0	0	0	0	6
Sanders	0-0	0-0	1-2	0-1	1	0	1	0	0	0	0	2
Price	0-0	0-0	0-0	0-1	1	0	0	2	0	0	0	7
Templeton	2-5	2-4	0-0	1-0	1	3	6	2	1	0	0	14
Fells	2-5	0-0	3-5	0-2	2	5	7	3	1	0	0	15
Metelski	0-0	0-0	0-1	0-2	2	0	0	0	0	0	0	7
Team			1-1		2							
Totals	30-53	9-18	11-17	3-23	26	22	80	21	17	0	6	200

FC% 1st Hlf 13-27 48.1% 2nd Hlf 17-26 65.4% Game 56.6%  
 3-Pt.FG%1st Hlf 6-12 50.0% 2nd Hlf 3-6 50.0% Game 50.0%  
 FT % 1st Hlf 4-8 50.0% 2nd Hlf 7-9 77.8% Game 64.7%  
 deadball rebounds: 2

**COLORADO (6-1)**

Player	FGs	3-pt	FT	O-D	R F	TP	A	TO	B	S	Min	
Osborn f	3-9	1-5	3-4	3-4	7	0	10	2	0	0	29	
Copeland f	2-6	1-3	0-0	0-4	4	3	5	0	0	1	0	16
Obazuaye g	6-9	1-2	0-0	1-3	4	5	13	4	1	0	2	23
Hall g	5-11	2-5	2-2	1-0	1	1	14	5	2	0	2	32
Roby g	6-10	3-6	5-6	0-4	4	2	20	3	1	2	3	30
Eddy	0-1	0-0	0-0	1-0	1	1	0	0	1	0	1	6
Senger	1-4	0-0	2-2	3-2	5	0	4	1	0	0	0	6
Coleman	5-6	0-1	3-4	1-5	6	0	13	3	2	0	2	21
Freeman	5-7	2-4	5-6	0-1	1	3	17	1	2	0	3	24
Arrington	0-0	0-0	0-0	0-0	0	2	0	0	1	0	0	1
King-Stockton	0-1	0-0	0-0	1-1	2	1	0	0	1	0	0	10
McGee	0-0	0-0	0-0	0-0	0	0	0	0	0	0	0	2
Totals	33-64	10-26	20-24	11-24	35	18	96	19	12	3	13	200

FC% 1st Hlf 17-36 47.2% 2nd Hlf 16-28 57.1% Game 51.6%  
 3-Pt.FG%1st Hlf 6-13 46.2% 2nd Hlf 4-13 30.8% Game 38.5%  
 FT % 1st Hlf 7-9 77.8% 2nd Hlf 13-15 86.7% Game 83.3%  
 deadball rebounds: 1

UC Irvine 36 44 80  
 Colorado 47 49 96

Officials: Rick Randall, Chuck Hood, Terry Davis  
 Technicals: none. Attendance: 1416. Fouled out: Fells, Obazuaye.

**Game 8**  
**Colorado** 77  
**at TCU** 59  
**Dec. 20, 2005** Daniel-Meyer Coliseum

**FORT WORTH, Texas (AP)** - Richard Roby scored 15 of his 17 points in the first half to lead four Buffaloes in double figures as Colorado posted a 77-59 victory over TCU at the Daniel-Meyer Coliseum.

The Horned Frogs saw their two-game winning streak snapped as they fell for the first time since Dec. 7 versus Tulane.

Colorado improved to 7-1, equaling its best start since the 1989-90 campaign.

TCU senior forward Chudi Chinweze made his season debut and totaled six points and six rebounds in 18 minutes. Chinweze had been sidelined since Dec. 9, 2004 with a knee injury.

Led by Chinweze, the Frogs' bench outscored the Colorado reserves 26-10. Ten of the 11 Frogs who saw action broke into the scoring column.

The Buffaloes scored the game's opening six points, all from Roby, in taking a 9-2 lead to start the contest. Roby scored 11 of Colorado's opening 14 points.

The Buffaloes took their largest lead of the first half at 30-20 on a jumper by Jayson Obazuaye (13 points) with 3:23 to play. Colorado led 36-27 at the intermission.

The Buffaloes then opened the second half with an 11-2 spurt to extend their advantage to 47-29 on a Marcus Hall (17 points) layup. Chris Copeland added 14 points, all in the second half for CU.

Colorado shot 49.1 percent for the game, including 51.5 in the second half, while limiting TCU to a 30.5 mark.

The Frogs (3-7) had a 15-11 edge in offensive rebounding. Colorado held a 43-36 overall advantage on the boards. Judson Stubbs topped TCU with seven rebounds.

**COLORADO (7-1)**

Player	FGs	3-pt	FT	O-D	R F	TP	A	TO	B	S	Min	
Osborn f	2-4	2-4	0-0	1-1	2	2	6	3	0	3	0	16
Copeland f	6-11	2-5	0-1	0-4	4	3	14	1	1	1	24	
Obazuaye g	6-8	0-0	1-2	2-5	7	2	13	2	2	0	0	23
Hall g	7-10	2-2	1-1	1-1	2	3	17	2	3	0	0	28
Roby g	6-13	1-4	4-6	0-3	3	2	17	1	5	0	1	28
Eddy	0-2	0-2	4-4	2-5	7	2	4	2	3	0	1	18
Boidock	0-1	0-0	0-0	0-0	0	0	0	0	0	0	0	1
Senger	0-0	0-0	2-2	0-1	1	1	2	1	1	0	0	6
Coleman	1-5	0-2	0-0	3-2	5	3	2	0	2	0	2	15
Freeman	0-2	0-2	0-0	0-0	0	0	0	0	1	0	0	7
Williams	0-1	0-0	1-2	0-2	2	3	1	1	0	0	0	6
Arrington	0-0	0-0	1-2	0-1	1	0	1	0	0	0	0	4
King-Stockton	0-0	0-0	0-0	0-3	3	4	0	2	3	2	0	15
McGee	0-0	0-0	0-0	0-2	2	1	0	2	1	0	1	9
Team					2	2					4	
Totals	28-57	7-21	14-20	11-32	43	26	77	17	23	6	6	200

FC% 1st Hlf 11-24 45.8% 2nd Hlf 17-33 51.5% Game 49.1%  
 3-Pt.FG%1st Hlf 2-10 20.0% 2nd Hlf 5-11 45.5% Game 33.3%  
 FT % 1st Hlf 12-16 75.0% 2nd Hlf 2-4 50.0% Game 70.0%  
 deadball rebounds: 1

**TCU (3-7)**

Player	FGs	3-pt	FT	O-D	R F	TP	A	TO	B	S	Min	
Ibikunle f	2-4	0-0	0-2	0-2	2	2	4	2	3	0	0	17
Stubbs f	2-5	0-2	1-4	2-5	7	3	5	1	4	1	1	25
Hackett g	3-8	1-5	3-3	0-4	4	0	10	2	3	0	1	28
Murry g	3-13	2-8	4-4	2-3	5	4	12	0	2	0	0	25
Owens g	0-4	0-1	2-2	0-1	1	2	2	3	3	0	0	13
Masters	1-3	1-2	2-4	1-0	1	3	5	1	0	0	1	22
Dougherty	1-2	1-2	2-1	1	2	3	5	2	2	0	0	13
Chinweze	2-11	0-1	2-7	4-2	6	2	6	1	2	0	0	18
Adams	2-5	1-3	0-0	1-0	1	0	5	0	1	0	0	19
Pierce	2-3	0-0	1-2	1-1	2	0	5	0	0	0	0	16
Taylor	0-1	0-0	0-0	0-0	1	0	0	0	0	1	0	4
Team					3	2					5	
Totals	18-59	6-24	17-30	15-21	36	20	59	12	20	2	3	200

FC% 1st Hlf 8-30 26.7% 2nd Hlf 10-29 34.5% Game 30.5%  
 3-Pt.FG%1st Hlf 2-15 13.3% 2nd Hlf 4-9 44.4% Game 25.0%  
 FT % 1st Hlf 9-14 64.3% 2nd Hlf 8-16 50.0% Game 56.7%  
 deadball rebounds: 7.2

Colorado 36 41 77  
 TCU 27 32 59

Officials: Dan Chrisman, Terry Chrsitman, Winston Stith  
 Technicals: none. Attendance: 3321. Fouled out: none.

**Game 9**  
**Colorado** 117  
**Mercer** 74  
**Dec. 22, 2005** Coors Events Center

**BOULDER (AP)** - Jayson Obazuaye scored a career-high 19 points and Kyle Carder added 13 points as Colorado won its seventh straight by routing Mercer 117-74.

Sixteen players scored points for Colorado (8-1) which substituted freely and posted its first seven-game winning streak since the 1996-97 season. The Buffaloes shot a season-high 63 percent from the field as they extended their non-conference unbeaten streak to 15 games.

CU continued its hot 3-point shooting, connecting on 12-for-19 on 3-pointers, to boost its four game total to 41.

Andrew Brown led undermanned Mercer (1-5) with 14 points. Brian Pfohl and Will Emerson had 12 points each for the Bears, who suffered their fourth straight loss and their worst of the year. They were beaten by 36 points in their last game on Dec. 18 at Oklahoma State.

Colorado had 65 points by halftime, the most the Buffaloes had scored in a half since Dec. 7, 1990 when they recorded 75 points in the second half of a game against Central Connecticut.

Andy Osborn and Richard Roby hit 3-pointers in the first two minutes to get Colorado off to an early 24-6 lead. Emerson's layup and free throw with 12:18 left got Mercer as close as 26-11 in the first half.

The Bears didn't score again until Pfohl's layup with 9:15 remaining in the half. By then the Buffaloes lead was 37-13 and their starters had retired to the bench. Reserve Scott Senger accounted for six points the rest of the way as Colorado extended its lead to 65-29 by halftime. Things didn't get any better for Mercer in the second half. Turnovers then dunks by Obazuaye and Marcus Hall made it 73-33.

Colorado's reserves took over for good with 10:44 remaining after Glean Eddy's 3-pointer gave Colorado a 52-point bulge, 98-46.

**MERCER (1-5)**

Player	FGs	3-pt	FT	O-D	R F	TP	A	TO	B	S	Min	
Aaron f	1-6	1-2	0-0	1-1	2	0	3	0	2	0	0	14
Pfohl f	5-8	0-0	2-4	2-4	6	4	12	1	1	0	1	22
Emerson g	3-12	1-3	5-5	1-1	2	1	12	0	1	0	0	21
Waters g	4-8	0-1	0-1	0-2	2	2	8	1	6	1	2	22
Skogen, J g	0-5	0-1	0-0	0-2	2	0	0	2	0	0	1	19
Hammonds	0-0	0-0	0-0	0-0	0	0	0	2	1	0	1	4
Brown	6-12	2-4	0-0	0-0	4	3	14	1	0	0	0	18
Pervan	3-5	1-1	0-0	2-2	4	2	7	1	2	0	1	16
Skogen, C.	3-6	2-3	0-0	0-0	0	0	8	2	1	0	1	13
Alacqua	2-6	2-4	0-0	1-1	2	1	6	2	0	0	1	21
Slonaker	1-2	0-0	0-0	0-1	1	2	2	1	0	1	1	7
Martin	0-1	0-1	0-0	0-0	0	0	0	0	0	0	0	2
Dolan	1-4	0-0	0-0	1-3	4	3	2	1	2	1	0	21
Team					5	5						
Totals	29-75	9-20	7-10	17-17	34	18	74	13	18	3	8	200

FC% 1st Hlf 11-40 27.5% 2nd Hlf 18-35 51.4% Game 38.7%  
 3-Pt.FG%1st Hlf 4-11 36.4% 2nd Hlf 5-9 55.6% Game 45.0%  
 FT % 1st Hlf 3-4 75.0% 2nd Hlf 4-6 66.7% Game 70.0%  
 deadball rebounds: 0

**COLORADO (8-1)**

Player	FGs	3-pt	FT
--------	-----	------	----

**Game 10**  
**Colorado 85**  
**Dartmouth 64**  
**Dec. 31, 2005** Coors Events Center

**BOULDER (AP)** - Martane Freeman matched a career-best 17 points with a career-high nine rebounds as Colorado extended its winning streak to eight with an 83-65 victory over struggling Dartmouth.

Richard Roby added 13 points for Colorado (9-1), off to its best start since 1978-79 when it began 10-1. The eight-game winning streak is the school's longest since 1961-62 when the Buffaloes won 12 in a row.

Calvin Arnold and DeVon Mosley had 11 points each for Dartmouth (1-9), losers of eight in a row. The Big Green are off to their worst start since the 1993-94 team opened the year 1-12.

Colorado saw its 17-point halftime lead reduced to 11 after Leon Pattman's four-point play and a rebound basket nine minutes into the second half. Michael Giovacchini got Dartmouth even closer, 56-43, with 10:24 left, but Roby came right back with a 3-pointer for Colorado to start a 10-2 run and made it a 66-48 game.

Mike Lang's 3-pointer got the Big Green as close 70-57 with 6:20 remaining. Jumpers by Freeman and Marcus Hall got the lead to 81-57 with four minutes left.

Dartmouth stayed close for nearly 15 minutes of the first half as Mosley and Arnold contributed nine points each. Arnold's 3-pointer with 5:13 left made it 27-20 and the Big Green could have been closer had Jason Meyer and Chuck Flynn finished uncontested layups.

Colorado which had trouble at the free throw line, 4-for-11, did finish the half well. Freeman had seven points including a 3-pointer over the last five minutes of the half and the Buffaloes outscored Dartmouth 14-4 over that stretch to lead 41-24 at halftime.

**DARTMOUTH (1-9)**

Player	FGs	3-pt	FT	O-D	R	F	TP	A	TO	B	S	Min	
Flynn	f	3-9	0-1	2-2	2-5	7	3	8	1	2	1	0	18
Ball	f	3-6	0-0	2-2	1-1	2	2	8	2	0	0	1	18
Bode	c	0-2	0-0	0-0	0-1	1	2	0	0	1	0	0	7
Pattman	g	3-11	1-3	2-4	3-0	3	1	9	2	1	0	2	24
Giovacchini	g	1-4	1-2	4-4	1-1	2	0	7	1	2	0	0	20
Mosley	g	3-8	1-3	4-4	0-2	2	1	11	2	1	0	2	25
Lang	g	2-7	1-6	0-0	1-3	4	1	5	1	2	0	0	22
Meyer	0-1	0-0	0-0	1-0	0	0	0	0	0	0	0	1	6
Barnett	1-4	0-0	0-0	0-1	1	1	2	0	0	0	0	0	9
Biber	2-4	0-1	0-0	3-1	4	0	4	0	1	0	0	0	5
Baker	0-0	0-0	0-0	0-0	0	1	0	0	0	0	0	0	1
Arnold	5-9	1-1	0-0	0-4	4	4	11	1	4	2	1	27	
Powers	0-1	0-0	0-0	0-0	0	0	0	0	0	0	0	3	
McMillian	0-3	0-0	0-0	0-1	1	3	0	1	0	0	0	15	
Team					3	3				1			
Totals		23-69	5-17	14-16	15-20	35-19	65	11	15	3	7	200	

FC%	1st Hlf	9-35	25.7%	2nd Hlf	14-34	41.2%	Game	33.3%
3-Pt.FG%	1st Hlf	2-8	25.0%	2nd Hlf	3-9	33.3%	Game	29.4%
FT %	1st Hlf	4-4	100.0%	2nd Hlf	10-12	83.3%	Game	87.5%

deadball rebounds: 1

**COLORADO (9-1)**

Player	FGs	3-pt	FT	O-D	R	F	TP	A	TO	B	S	Min	
Osborn	f	5-10	1-5	1-1	1-3	4	2	12	3	2	1	25	
Copeland	f	4-7	1-1	2-2	1-2	3	3	11	0	3	0	12	
Obazuaye	g	3-5	0-0	3-4	1-2	3	2	9	3	1	2	20	
Hall	g	4-6	1-3	0-0	0-1	1	1	9	2	3	0	25	
Roby	g	6-12	1-5	0-1	0-5	5	2	13	4	3	0	4	28
Eddy	0-0	0-0	1-2	1-4	5	1	1	1	1	1	1	11	
Carder	0-0	0-0	0-0	0-0	0	0	0	0	0	0	0	2	
Senger	1-2	0-0	1-2	2-1	3	0	3	1	0	1	0	8	
Coleman	0-1	0-1	0-0	0-3	3	1	0	1	2	1	1	15	
Freeman	7-9	1-1	2-2	4-5	9	2	17	3	0	2	0	18	
Williams	1-3	0-0	0-1	2-0	2	1	2	0	1	0	0	7	
Arrington	0-1	0-0	0-0	0-0	0	0	0	0	0	0	0	4	
King-Stockton	0-2	0-0	0-2	1-1	3	1	0	0	0	1	0	6	
Ashby	2-5	0-0	2-4	1-4	5	1	6	0	2	1	0	13	
McGee	0-0	0-0	0-0	0-0	0	0	0	0	0	0	1	6	
Team					1	1			2				
Totals		33-63	5-16	12-21	16-32	48	17	83	18	19	9	12	200

FC%	1st Hlf	17-35	48.6%	2nd Hlf	16-28	57.1%	Game	52.4%
3-Pt.FG%	1st Hlf	3-10	30.0%	2nd Hlf	2-6	33.3%	Game	31.3%
FT %	1st Hlf	4-11	36.4%	2nd Hlf	8-10	80.0%	Game	57.1%

deadball rebounds: 3

Dartmouth	24	41	65
Colorado	41	42	83

Officials: Rick Randall, Randu Heimerman, Winston Stith  
 Technicals: none. Attendance: 2534. Fouled out: none.

**Game 11**  
**Colorado 116**  
**Savannah State 52**  
**Jan. 3, 2006** Coors Events Center

**BOULDER (AP)** - Seldom used Glenn Eddy scored 17 points and seven players reached double figures as Colorado won its ninth straight by defeating undermanned Savannah State 116-52 Tuesday night.

Julius Ashby added 16 points for Colorado (10-1), off to its best start since 1941-42 when it began 14-0. The Buffaloes posted the most lopsided victory in school history and their longest winning streak since 1961-62 when they won 12 in a row.

Jayson Randolph led Savannah State (1-15) with 27 points. Michael Bennett had 10 points for the Tigers, losers of 30 of 31 games over two seasons.

Savannah State turned the ball over on its first three possessions, didn't attempt a shot until a minute and 20 seconds into the game and didn't connect on a shot until Antoine Bronner's rebound basket 20 seconds later. By then, Jayson Obazuaye had six of his 15 points and Colorado led 12-2.

The Tigers got consecutive baskets only once in the first half, both by Chris Linton to make it 22-6. Andy Osborn had nine points on three, 3-pointers and Colorado outscored the Tigers 45-10 over the remaining 14:26 of the half to take a 67-16 lead into intermission.

It didn't get any better in the second half. The Buffaloes lead reached 79-16 on a 3-pointer and layup by Obazuaye. Eddy's jumper and a 3-pointer by Dominique Coleman increased Colorado's lead to 99-28 with 9:35 remaining.

**SAVANNAH STATE (1-15)**

Player	FGs	3-pt	FT	O-D	R	F	TP	A	TO	B	S	Min	
Bronner	f	1-4	0-0	0-0	1-3	4	2	2	0	2	0	1	21
Shaw	f	0-1	0-0	0-0	0-1	1	2	0	0	2	0	1	14
Linton	f	2-6	0-1	0-2	4-1	5	2	4	0	3	0	1	27
Flegler	g	1-4	1-2	0-0	0-0	0	3	3	0	1	0	0	14
Randolph	g	8-13	3-5	8-9	0-2	2	1	27	1	7	0	2	29
Edwards	0-2	0-0	0-0	0-2	2	1	0	1	2	0	0	19	
Douglas	0-2	0-0	0-0	1-0	1	1	0	0	0	0	0	3	
Smith	1-7	0-0	2-2	4-2	6	1	4	0	3	1	0	17	
Hill	1-4	0-0	0-0	0-2	2	0	2	1	5	0	1	24	
Bennett	4-9	0-2	2-2	0-2	2	2	10	0	2	0	1	17	
McKinney	0-4	0-0	0-0	1-1	2	3	0	0	1	0	1	15	
Team					1	2			3				
Totals		18-56	4-10	12-15	12-18	30	18	52	3	28	1	8	200

FC%	1st Hlf	7-30	23.3%	2nd Hlf	11-26	42.3%	Game	32.1%
3-Pt.FG%	1st Hlf	0-0	0.0%	2nd Hlf	4-8	50.0%	Game	40.0%
FT %	1st Hlf	2-2	100.0%	2nd Hlf	10-13	76.9%	Game	80.0%

deadball rebounds: 1

**COLORADO (10-1)**

Player	FGs	3-pt	FT	O-D	R	F	TP	A	TO	B	S	Min	
Osborn	f	5-9	5-9	0-0	1-2	3	0	15	2	0	1	0	12
Copeland	f	3-4	1-2	6-7	1-2	3	1	13	3	0	3	2	16
Obazuaye	g	7-10	0-0	1-1	3-1	4	0	15	2	1	0	0	15
Hall	g	5-6	1-1	0-0	0-0	0	0	11	5	0	5	12	
Roby	g	3-8	0-3	0-0	2-3	5	1	6	2	1	1	4	15
Eddy	7-8	3-4	0-0	2-7	9	0	17	0	2	0	0	21	
Boidock	0-0	0-0	0-0	0-0	0	1	0	1	0	0	0	3	
Carder	1-3	1-3	0-0	0-0	0	1	3	1	0	0	0	6	
Senger	1-4	0-0	1-4	1-1	2	1	3	1	1	1	0	11	
Coleman	4-4	1-1	1-3	0-0	0	3	10	1	1	0	4	14	
Freeman	1-5	0-1	0-0	3-1	4	1	2	4	1	1	1	19	
Williams	0-0	0-0	0-2	1-1	2	0	0	0	0	1	0	3	
Arrington	0-1	0-0	1-2	0-0	0	1	1	1	0	1	1	3	
King-Stockton	2-4	0-0	0-0	1-3	4	1	4	0	0	0	1	9	
Ashby	6-11	0-0	4-4	3-6	9	1	16	2	4	2	1	26	
Perkowski	0-0	0-0	0-0	0-0	0	0	0	0	1	0	0	3	
McGee	0-1	0-1	0-0	0-0	0	3	0	2	0	0	0	12	
Team					1	1			2				
Totals		45-78	12-25	14-24	19-28	47	15	116	27	13	10	19	200

FC%	1st Hlf	27-45	60.0%	2nd Hlf	18-33	54.5%	Game	57.7%
3-Pt.FG%	1st Hlf	6-13	46.2%	2nd Hlf	6-12	50.0%	Game	48.0%
FT %	1st Hlf	7-10	70.0%	2nd Hlf	7-14	50.0%	Game	58.3%

deadball rebounds: 6

Savannah State	16	36	52
Colorado	67	49	116

Officials: Verne Harris, Bill Kennedy, Chuck Hood  
 Technicals: Savannah State bench. Attendance: 1424. Fouled out: none.

**Game 12**  
**Colorado 64**  
**Texas 89**  
**Jan. 3, 2006** Erwin Center

**AUSTIN, Texas (AP)** - P.J. Tucker scored 24 points and tied his career high with 15 rebounds as No. 15 Texas opened Big 12 play Saturday with an 89-64 win over Colorado.

Texas (12-2) has won four in a row since consecutive blowout losses to Duke and Tennessee last month and appears to be hitting its stride as in enters conference play. Senior guard Kenton Paulino finished with a career-high 18 points and LaMarcus Aldridge added 19 points and nine boards for the Longhorns, who are 8-0 in league openers under coach Rick Barnes. Tucker has four double-doubles in the last five games.

Martane Freeman scored 20 to lead Colorado (10-2, 0-1) which had its nine-game winning streak snapped.

Colorado beat Texas twice last season when Tucker and Aldridge were out with academic problems and injuries, and knocked the Longhorns out of the Big 12 tournament. It was a much different game with those two back in the lineup. And much like Texas' 70-3 win over Colorado in the football Big 12 title game, the Longhorns were in complete control by halftime.

Aldridge scored Texas' first six points on turnaround jumpers, Tucker had 10 points by halftime and the Longhorns bolted to a 43-24 halftime lead. Abrams hit two 3-pointers from the right corner and Paulino's second of the half made it 39-19.

Aldridge opened the second half with dunk off a sharp pass underneath from Brad Buckman, then converted a three-point play that made it 50-27. Daniel Gibson then hit consecutive 3-pointers.

The Buffaloes struggled against Texas' early mix of zone and man defenses. After scoring more than 100 points in two of its last three, Colorado shot just 28 percent in the first half and 31 percent for the game.

**COLORADO (10-2, 0-1)**

Player	FGs	3-pt	FT	O-D	R	F	TP	A	TO	B	S	Min	
Osborn	f	2-9	1-6	2-2	2-2	4	4	7	1	0	1	0	28
Copeland	f	3-8	0-1	0-0	1-1	2	2	6	0	2	1	0	16

**The Automated ScoreBook**  
**Colorado Combined Team Statistics (as of Jan 07, 2006)**  
**All games**

<b>RECORD:</b>	<b>OVERALL</b>	<b>HOME</b>	<b>AWAY</b>	<b>NEUTRAL</b>
<b>ALL GAMES.....</b>	<b>(10-2)</b>	<b>(7-0)</b>	<b>(2-2)</b>	<b>(1-0)</b>
<b>CONFERENCE.....</b>	<b>(0-1)</b>	<b>(0-0)</b>	<b>(0-1)</b>	<b>(0-0)</b>
<b>NON-CONFERENCE.....</b>	<b>(10-1)</b>	<b>(7-0)</b>	<b>(2-1)</b>	<b>(1-0)</b>

## Player	GP-GS	Min--Avg	---TOTAL---		---3-PTS---		FT-FTA	Pct	---REBOUNDS---				PF	FO	A	TO	Blk	Stl	Pts	Avg
			FG-FGA	Pct	3FG-FGA	Pct			Off	Def	Tot	Avg								
23 Roby, Richard.....	12-12	319 26.6	64-138	.464	27-60	.450	34-46	.739	13	49	62	5.2	18	0	34	25	6	27	189	15.8
15 Copeland, Chris....	12-12	255 21.3	54-100	.540	15-37	.405	28-39	.718	17	42	59	4.9	28	0	12	17	12	12	151	12.6
04 Osborn, Andy.....	12-12	279 23.3	41-93	.441	22-63	.349	10-14	.714	19	33	52	4.3	24	0	16	11	15	7	114	9.5
05 Obazuaye, Jayson...	12-12	256 21.3	50-95	.526	2-9	.222	12-28	.429	21	37	58	4.8	22	2	24	20	4	9	114	9.5
21 Hall, Marcus.....	12-10	287 23.9	47-92	.511	11-32	.344	4-7	.571	5	14	19	1.6	18	0	47	18	0	19	109	9.1
12 Freeman, Martane...	12-0	196 16.3	39-69	.565	5-18	.278	25-33	.758	24	13	37	3.1	23	0	16	12	7	14	108	9.0
11 Coleman, Dominique..	12-2	209 17.4	29-63	.460	3-17	.176	7-15	.467	10	25	35	2.9	18	0	24	21	1	21	68	5.7
01 Eddy, Glean.....	12-0	107 8.9	14-26	.538	6-14	.429	8-13	.615	11	20	31	2.6	8	0	6	8	2	5	42	3.5
33 Ashby, Julius.....	4-0	63 15.8	10-23	.435	0-0	.000	8-10	.800	7	15	22	5.5	7	1	3	7	3	1	28	7.0
32 King-Stockton, Marcu	12-0	123 10.3	12-28	.429	0-0	.000	1-4	.250	16	22	38	3.2	23	0	9	10	7	2	25	2.1
10 Senger, Scott.....	11-0	72 6.5	8-18	.444	0-0	.000	8-12	.667	15	10	25	2.3	4	0	7	6	5	5	24	2.2
03 Carder, Kyle.....	4-0	28 7.0	7-11	.636	5-9	.556	0-0	.000	0	1	1	0.3	1	0	2	2	0	0	19	4.8
25 Williams, Calvin...	9-0	71 7.9	5-21	.238	0-1	.000	4-11	.364	14	17	31	3.4	17	0	3	5	3	0	14	1.6
30 Arrington, Lamont..	10-0	39 3.9	4-11	.364	0-0	.000	2-5	.400	3	6	9	0.9	6	0	1	3	2	2	10	1.0
02 Boidock, Billy.....	4-0	10 2.5	2-4	.500	1-1	1.000	0-0	.000	0	1	1	0.3	1	0	1	2	0	2	5	1.3
42 McGee, Antoine.....	12-0	80 6.7	1-7	.143	0-3	.000	2-3	.667	1	4	5	0.4	8	0	15	5	0	6	4	0.3
35 Perkowski, Chase...	2-0	6 3.0	1-1	1.000	0-0	.000	2-2	1.000	1	0	1	0.5	0	0	0	1	0	1	4	2.0
TEAM.....										12	14	26	2.2	0		1				

Total.....	12	2400	388-800	.485	97-264	.367	155-242	.640	189	323	512	42.7	226	3	220	174	67	133	1028	85.7
Opponents.....	12	2400	287-700	.410	83-230	.361	140-224	.625	140	268	408	34.0	226	-	151	224	33	71	797	66.4

TEAM STATISTICS	CU	OPP	DATE	OPPONENT	W/L	SCORE	ATTEND
SCORING.....	1028	797	11/18/05	UNC WILMINGTON	W	73-54	3268
Points per game.....	85.7	66.4	11/21/05	at Colorado State	L	82-83	5868
Scoring margin.....	+19.3	-	^11/26/05	vs Saint Mary's	W	73-54	5035
FIELD GOALS-ATT.....	388-800	287-700	11/29/05	at Penn	W	78-60	6249
Field goal pct.....	.485	.410	12/03/05	CAL POLY	W	93-75	1559
3 POINT FG-ATT.....	97-264	83-230	12/07/05	UTAH	W	76-52	2472
3-point FG pct.....	.367	.361	12/17/05	UC IRVINE	W	96-80	1416
3-pt FG made per game..	8.1	6.9	12/20/05	at TCU	W	77-59	3321
FREE THROWS-ATT.....	155-242	140-224	12/22/05	MERCER	W	117-74	2010
Free throw pct.....	.640	.625	12/31/05	DARTMOUTH	W	83-65	2534
REBOUNDS.....	512	408	01/03/06	SAVANNAH STATE	W	116-52	1424
Rebounds per game.....	42.7	34.0	*01/07/06	at Texas	L	64-89	14168
Rebounding margin.....	+8.7	-	^ = Colorado Classic (Denver, Colo.)				
ASSISTS.....	220	151	* = Conference game				
Assists per game.....	18.3	12.6					
TURNOVERS.....	174	224					
Turnovers per game.....	14.5	18.7					
Turnover margin.....	+4.2	-					
Assist/turnover ratio..	1.3	0.7					
STEALS.....	133	71					
Steals per game.....	11.1	5.9					
BLOCKS.....	67	33					
Blocks per game.....	5.6	2.8					
WINNING STREAK.....	0	-					
Home win streak.....	7	-					
ATTENDANCE.....	14683	34641					
Home games-Avg/Game....	7-2098	4-7402					
Neutral site-Avg/Game..	-	1-5035					

SCORE BY PERIODS:	1st	2nd	Total
Colorado.....	507	521	- 1028
Opponents.....	356	441	- 797